

# SAP SE FUTURE (SAPJ) - EUX/202503

2024/07/17 18:46:14

**Price**  
**188.1776** EUR

**Difference**  **-2.12% (-4.09)**

### General attributes

Symbol	SAPJH25
Exchange	Eurex
Currency	EUR
Security type	Future
Underlying	SAP SE
Maturity	03-2025
Contract size	100

### Market data

Bid (Bid size)	- EUR (-)
Ask (Ask size)	- EUR (-)
Open	188.1776 EUR
High	188.1776 EUR
Low	188.1776 EUR
Close (prev. day)	192.2628 EUR
Underlying	SAP SE
Underlying price (date)	183.26 (24/07/17)
Settlement price (date)	188.18 (24/07/17)
Open Interest	0

### Performance and Risk

	6m	1y	3y
Perf (%)	-	-	-
Perf (abs.)	-	-	-
Beta	-	-	-
Volatility	-	-	-

### Futures and Options

Related Futures	-
Related Options	-












Information about previous performance does not guarantee future performance.  
Source: FactSet

### Price data

Ø price 5 days   Ø volume 5 days (pcs.)	191.7506 EUR (0)
Ø price 30 days   Ø volume 30 days (pcs.)	187.9762 EUR (0)
Ø price 100 days   Ø volume 100 days (pcs.)	181.7052 EUR (0)
Ø price 250 days   Ø volume 250 days (pcs.)	- EUR (-)
YTD High   date	- EUR (-)
YTD Low   date	- EUR (-)
52 Weeks High   date	- EUR (-)
52 Weeks Low   date	- EUR (-)

### Recent Research

Date	on underlying	on sector	on market	Headline	Download
2024/07/15				Aktienempfehlungen Global	
2024/07/12				Global Equity Ratings	
2024/06/21				Global Equity Ratings	
2024/06/21				Aktienempfehlungen Global	
2024/06/14				Global Equity Ratings	