

# SAP SE FUTURE (SAPJ) - EUX/202503

2024/07/16 18:51:03	
<b>Price</b>	<b>192.2628</b> EUR
<b>Difference</b>	 <b>-0.30% (-0.57)</b>
<b>General attributes</b>	
Symbol	SAPJH25
Exchange	Eurex
Currency	EUR
Security type	Future
Underlying	SAP SE
Maturity	03-2025
Contract size	100
<b>Market data</b>	
Bid (Bid size)	- EUR (-)
Ask (Ask size)	- EUR (-)
Open	192.2628 EUR
High	192.2628 EUR
Low	192.2628 EUR
Close (prev. day)	192.8363 EUR
Underlying	SAP SE
Underlying price (date)	187.22 (24/07/16)
Settlement price (date)	192.26 (24/07/16)
Open Interest	0












Information about previous performance does not guarantee future performance.  
Source: FactSet

<b>Performance and Risk</b>			
	6m	1y	3y
Perf (%)	-	-	-
Perf (abs.)	-	-	-
Beta	-	-	-
Volatility	-	-	-

<b>Futures and Options</b>	
Related Futures	-
Related Options	-

<b>Price data</b>	
Ø price 5 days   Ø volume 5 days (pcs.)	191.8194 EUR (0)
Ø price 30 days   Ø volume 30 days (pcs.)	186.9642 EUR (0)
Ø price 100 days   Ø volume 100 days (pcs.)	181.3637 EUR (0)
Ø price 250 days   Ø volume 250 days (pcs.)	- EUR (-)
YTD High   date	- EUR (-)
YTD Low   date	- EUR (-)
52 Weeks High   date	- EUR (-)
52 Weeks Low   date	- EUR (-)

**Recent Research**

on underlying   on sector   on market			
Date		Headline	Download
2024/07/15		Aktienempfehlungen Global	
2024/07/12		Global Equity Ratings	
2024/06/21		Global Equity Ratings	
2024/06/21		Aktienempfehlungen Global	
2024/06/14		Global Equity Ratings	