

SAP SE FUTURE (SAPJ) - EUX/202503

2024/05/28 18:39:31	
Price	182.5727 EUR
Difference	 -1.81% (-3.37)
General attributes	
Symbol	SAPJH25
Exchange	Eurex
Currency	EUR
Security type	Future
Underlying	SAP SE
Maturity	03-2025
Contract size	100
Market data	
Bid (Bid size)	- EUR (-)
Ask (Ask size)	- EUR (-)
Open	182.5727 EUR
High	182.5727 EUR
Low	182.5727 EUR
Close (prev. day)	185.9456 EUR
Underlying	SAP SE
Underlying price (date)	177.22 (24/05/28)
Settlement price (date)	182.57 (24/05/28)
Open Interest	0

Performance and Risk			
	6m	1y	3y
Perf (%)	-	-	-
Perf (abs.)	-	-	-
Beta	-	-	-
Volatility	-	-	-









Futures and Options	
Related Futures	-
Related Options	-



Information about previous performance does not guarantee future performance.
Source: FactSet

Price data	
Ø price 5 days Ø volume 5 days (pcs.)	185.2072 EUR (0)
Ø price 30 days Ø volume 30 days (pcs.)	178.6511 EUR (0)
Ø price 100 days Ø volume 100 days (pcs.)	- EUR (-)
Ø price 250 days Ø volume 250 days (pcs.)	- EUR (-)
YTD High date	- EUR (-)
YTD Low date	- EUR (-)
52 Weeks High date	- EUR (-)
52 Weeks Low date	- EUR (-)

Recent Research

<input type="checkbox"/> on underlying <input checked="" type="checkbox"/> on sector <input type="checkbox"/> on market			
Date		Headline	Download
2024/04/26		Global Equity Ratings	
2024/04/26		Aktienempfehlungen Global	
2024/04/03		Global Equity Ratings	
2024/04/03		Aktienempfehlungen Global	
2024/03/13		Global Equity Ratings	