

# NEW WORK SE FUTURE (O1BG) - EUX/202503

2024/07/26 18:35:39

**Price**  
**67.3004** EUR

**Difference**  **-0.62% (-0.42)**

**General attributes**

|               |             |
|---------------|-------------|
| Symbol        | O1BGH25     |
| Exchange      | Eurex       |
| Currency      | EUR         |
| Security type | Future      |
| Underlying    | NEW WORK SE |
| Maturity      | 03-2025     |
| Contract size | 100         |

**Market data**

|                         |                  |
|-------------------------|------------------|
| Bid (Bid size)          | - EUR (-)        |
| Ask (Ask size)          | - EUR (-)        |
| Open                    | 67.3004 EUR      |
| High                    | 67.3004 EUR      |
| Low                     | 67.3004 EUR      |
| Close (prev. day)       | 67.7175 EUR      |
| Underlying              | NEW WORK SE      |
| Underlying price (date) | 65.60 (24/07/26) |
| Settlement price (date) | 67.30 (24/07/26) |
| Open Interest           | 0                |



Information about previous performance does not guarantee future performance.  
 Source: FactSet

**Performance and Risk**

|             | 6m | 1y | 3y |
|-------------|----|----|----|
| Perf (%)    | -  | -  | -  |
| Perf (abs.) | -  | -  | -  |
| Beta        | -  | -  | -  |
| Volatility  | -  | -  | -  |










**Futures and Options**

|                 |   |
|-----------------|---|
| Related Futures | - |
| Related Options | - |

**Price data**

|                                             |                 |
|---------------------------------------------|-----------------|
| Ø price 5 days   Ø volume 5 days (pcs.)     | 67.6011 EUR (0) |
| Ø price 30 days   Ø volume 30 days (pcs.)   | 67.6562 EUR (0) |
| Ø price 100 days   Ø volume 100 days (pcs.) | 64.0515 EUR (0) |
| Ø price 250 days   Ø volume 250 days (pcs.) | - EUR (-)       |
| YTD High   date                             | - EUR (-)       |
| YTD Low   date                              | - EUR (-)       |
| 52 Weeks High   date                        | - EUR (-)       |
| 52 Weeks Low   date                         | - EUR (-)       |

**Recent Research**

| on sector  |                                                                                     | on market                 |                                                                                       |
|------------|-------------------------------------------------------------------------------------|---------------------------|---------------------------------------------------------------------------------------|
| Date       |                                                                                     | Headline                  | Download                                                                              |
| 2024/07/26 |  | Equity Weekly             |  |
| 2024/07/24 |  | Global Equity Ratings     |  |
| 2024/07/24 |  | Aktienempfehlungen Global |  |
| 2024/07/15 |  | Aktienempfehlungen Global |  |
| 2024/07/12 |  | Global Equity Ratings     |  |