

UBER TECHNOLOGIES INC. FUTURE (UBRF) - EUX/202503

2024/10/18 19:07:37

Price
80.6635 USD
 Difference  -1.34% (-1.10)

General attributes

Symbol	UBRFH25
Exchange	Eurex
Currency	USD
Security type	Future
Underlying	UBER TECHNOLOGIES INC.
Maturity	03-2025
Contract size	100

Market data

Bid (Bid size)	- USD (-)
Ask (Ask size)	- USD (-)
Open	80.6635 USD
High	80.6635 USD
Low	80.6635 USD
Close (prev. day)	81.7623 USD
Underlying	UBER TECHNOLOGIES INC.
Underlying price (date)	79.16 (24/10/18)
Settlement price (date)	80.66 (24/10/18)
Open Interest	0

Performance and Risk

	6m	1y	3y
Perf (%)	+5.89%	-	-
Perf (abs.)	+4.49	-	-
Beta	-	-	-
Volatility	42.39	-	-

Futures and Options

Related Futures	-
Related Options	-

5y












Information about previous performance does not guarantee future performance.
 Source: FactSet

Price data

Ø price 5 days Ø volume 5 days (pcs.)	83.7602 USD (0)
Ø price 30 days Ø volume 30 days (pcs.)	77.3130 USD (0)
Ø price 100 days Ø volume 100 days (pcs.)	73.5245 USD (0)
Ø price 250 days Ø volume 250 days (pcs.)	- USD (-)
YTD High date	- USD (-)
YTD Low date	- USD (-)
52 Weeks High date	- USD (-)
52 Weeks Low date	- USD (-)

Recent Research

on underlying on sector on market			
Date		Headline	Download
2024/09/27		Global Equity Ratings	
2024/09/27		Aktienempfehlungen Global	
2024/09/11		Global Equity Ratings	
2024/09/11		Aktienempfehlungen Global	
2024/09/05		Global Equity Ratings	