

KONE OYJ FUTURE (KC4L) - EUX/202503

2024/05/17 19:05:08

Price
50.4083 EUR

Difference  -1.54% (-0.79)

General attributes

| | |
|---------------|----------|
| Symbol | KC4LH25 |
| Exchange | Eurex |
| Currency | EUR |
| Security type | Future |
| Underlying | KONE OYJ |
| Maturity | 03-2025 |
| Contract size | 100 |

Market data

| | |
|-------------------------|------------------|
| Bid (Bid size) | - EUR (-) |
| Ask (Ask size) | - EUR (-) |
| Open | 50.4083 EUR |
| High | 50.4083 EUR |
| Low | 50.4083 EUR |
| Close (prev. day) | 51.1942 EUR |
| Underlying | KONE OYJ |
| Underlying price (date) | 50.38 (24/05/17) |
| Settlement price (date) | 50.41 (24/05/17) |
| Open Interest | 0 |

Performance and Risk

| | 6m | 1y | 3y |
|-------------|----|----|----|
| Perf (%) | - | - | - |
| Perf (abs.) | - | - | - |
| Beta | - | - | - |
| Volatility | - | - | - |

Futures and Options

| | |
|-----------------|---|
| Related Futures | - |
| Related Options | - |

5y













Information about previous performance does not guarantee future performance.
Source: FactSet

Price data

| | |
|---|-----------------|
| Ø price 5 days Ø volume 5 days (pcs.) | 49.9832 EUR (0) |
| Ø price 30 days Ø volume 30 days (pcs.) | 45.7937 EUR (0) |
| Ø price 100 days Ø volume 100 days (pcs.) | - EUR (-) |
| Ø price 250 days Ø volume 250 days (pcs.) | - EUR (-) |
| YTD High date | - EUR (-) |
| YTD Low date | - EUR (-) |
| 52 Weeks High date | - EUR (-) |
| 52 Weeks Low date | - EUR (-) |

Recent Research

| Date | on underlying | on sector | on market | Headline | Download |
|------------|---|-----------|-----------|---------------------------|---|
| 2023/10/27 |  | | | Global Equity Ratings |  |
| 2023/10/27 |  | | | Aktienempfehlungen Global |  |
| 2023/09/29 |  | | | Global Equity Ratings |  |
| 2023/09/29 |  | | | Aktienempfehlungen Global |  |
| 2023/09/08 |  | | | Global Equity Ratings |  |