

# RWE AG FUTURE (RWEH) - EUX/202503

2024/08/14 18:37:05

**Price**  
31.1203 EUR

**Difference**  -5.71% (-1.88)

### General attributes

Symbol	RWEHH25
Exchange	Eurex
Currency	EUR
Security type	Future
Underlying	RWE AG
Maturity	03-2025
Contract size	100

### Market data

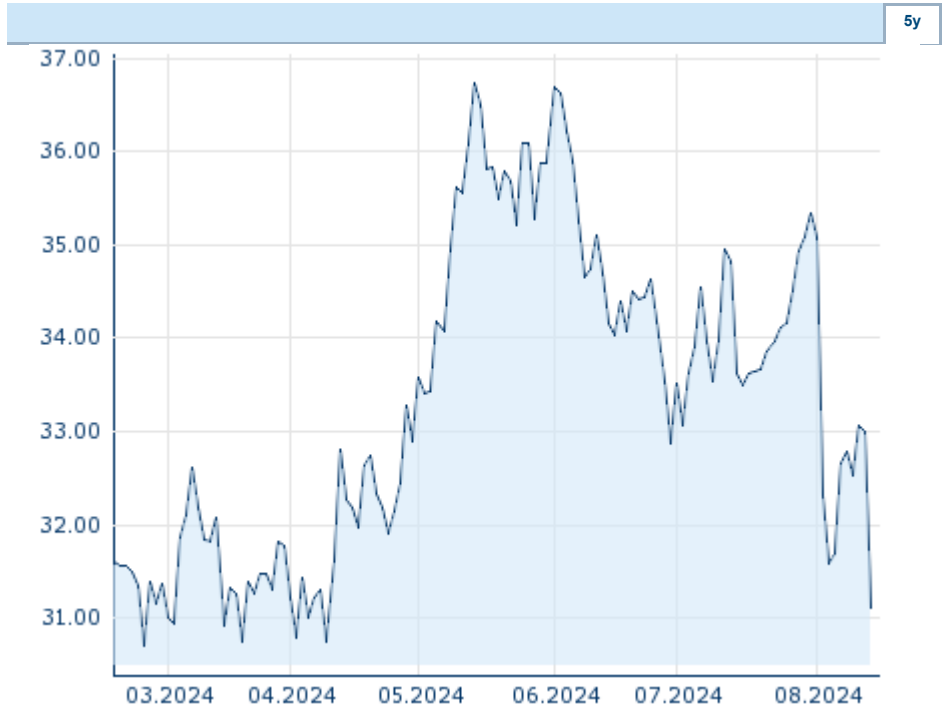
Bid (Bid size)	- EUR (-)
Ask (Ask size)	- EUR (-)
Open	31.1203 EUR
High	31.1203 EUR
Low	31.1203 EUR
Close (prev. day)	33.0036 EUR
Underlying	RWE AG
Underlying price (date)	30.45 (24/08/14)
Settlement price (date)	31.12 (24/08/14)
Open Interest	0

### Performance and Risk

	6m	1y	3y
Perf (%)	-	-	-
Perf (abs.)	-	-	-
Beta	-	-	-
Volatility	-	-	-

### Futures and Options

Related Futures	-
Related Options	-












Information about previous performance does not guarantee future performance.  
Source: FactSet

### Price data

Ø price 5 days   Ø volume 5 days (pcs.)	32.5038 EUR (0)
Ø price 30 days   Ø volume 30 days (pcs.)	33.6529 EUR (0)
Ø price 100 days   Ø volume 100 days (pcs.)	33.7961 EUR (0)
Ø price 250 days   Ø volume 250 days (pcs.)	- EUR (-)
YTD High   date	- EUR (-)
YTD Low   date	- EUR (-)
52 Weeks High   date	- EUR (-)
52 Weeks Low   date	- EUR (-)

### Recent Research

on underlying		on sector		on market	
Date		Headline		Download	
2024/08/12		Global Equity Ratings			
2024/08/12		Aktienempfehlungen Global			
2024/07/24		Global Equity Ratings			
2024/07/24		Aktienempfehlungen Global			
2024/07/15		Aktienempfehlungen Global		