

VISA INC. FUTURE (VISG) - EUX/202503

2024/05/02 18:24:20

Price
278.9005 USD
 Difference  -0.89% (-2.52)

General attributes

Symbol	VISGH25
Exchange	Eurex
Currency	USD
Security type	Future
Underlying	VISA INC.
Maturity	03-2025
Contract size	100

Market data

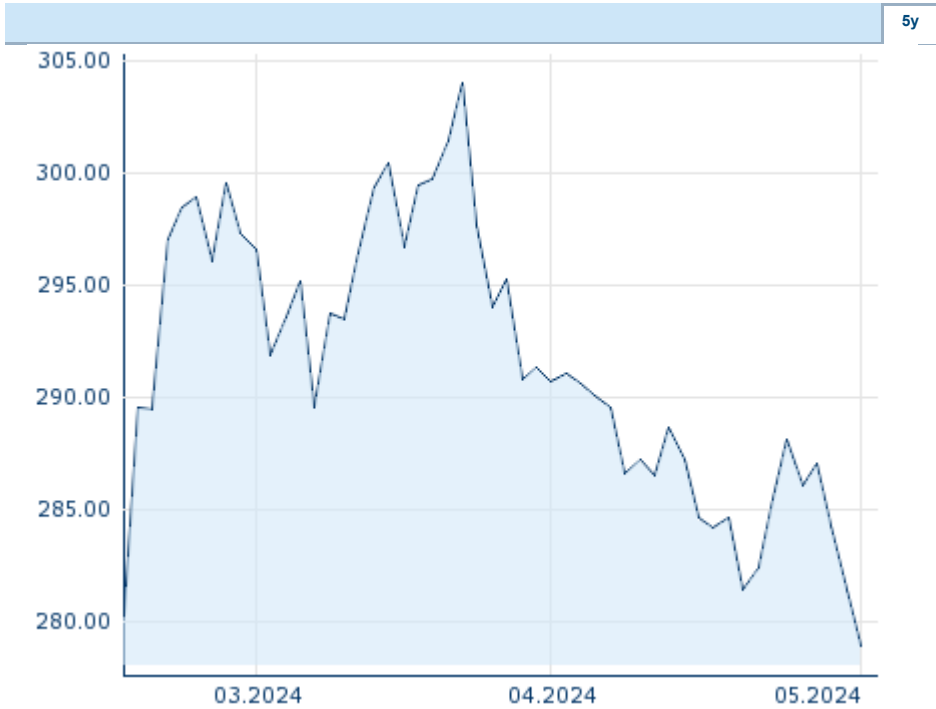
Bid (Bid size)	- USD (-)
Ask (Ask size)	- USD (-)
Open	278.9005 USD
High	278.9005 USD
Low	278.9005 USD
Close (prev. day)	281.4166 USD
Underlying	VISA INC.
Underlying price (date)	267.61 (24/05/02)
Settlement price (date)	278.90 (24/05/02)
Open Interest	0

Performance and Risk

	6m	1y	3y
Perf (%)	-	-	-
Perf (abs.)	-	-	-
Beta	-	-	-
Volatility	-	-	-

Futures and Options

Related Futures	-
Related Options	-












Information about previous performance does not guarantee future performance.
 Source: FactSet

Price data

Ø price 5 days Ø volume 5 days (pcs.)	283.5253 USD (0)
Ø price 30 days Ø volume 30 days (pcs.)	289.0033 USD (0)
Ø price 100 days Ø volume 100 days (pcs.)	- USD (-)
Ø price 250 days Ø volume 250 days (pcs.)	- USD (-)
YTD High date	- USD (-)
YTD Low date	- USD (-)
52 Weeks High date	- USD (-)
52 Weeks Low date	- USD (-)

Recent Research

Date	on underlying	on sector	on market	Headline	Download
2024/04/26				Global Equity Ratings	
2024/04/26				Aktienempfehlungen Global	
2024/04/03				Global Equity Ratings	
2024/04/03				Aktienempfehlungen Global	
2024/03/13				Global Equity Ratings	