

VISA INC. FUTURE (VISG) - EUX/202503

2024/05/27 12:17:56

Price
285.3008 USD

Difference  0.00% (0.00)

General attributes

Symbol	VISGH25
Exchange	Eurex
Currency	USD
Security type	Future
Underlying	VISA INC.
Maturity	03-2025
Contract size	100

Market data

Bid (Bid size)	- USD (-)
Ask (Ask size)	- USD (-)
Open	285.3008 USD
High	285.3008 USD
Low	285.3008 USD
Close (prev. day)	285.3008 USD
Underlying	VISA INC.
Underlying price (date)	274.49 (24/05/24)
Settlement price (date)	285.30 (24/05/27)
Open Interest	0

Performance and Risk

	6m	1y	3y
Perf (%)	-	-	-
Perf (abs.)	-	-	-
Beta	-	-	-
Volatility	-	-	-

Futures and Options

Related Futures	-
Related Options	-












Information about previous performance does not guarantee future performance.
Source: FactSet

Price data

Ø price 5 days Ø volume 5 days (pcs.)	287.4352 USD (0)
Ø price 30 days Ø volume 30 days (pcs.)	286.4254 USD (0)
Ø price 100 days Ø volume 100 days (pcs.)	- USD (-)
Ø price 250 days Ø volume 250 days (pcs.)	- USD (-)
YTD High date	- USD (-)
YTD Low date	- USD (-)
52 Weeks High date	- USD (-)
52 Weeks Low date	- USD (-)

Recent Research

on underlying	on sector	on market	
Date		Headline	Download
2024/04/26		Global Equity Ratings	
2024/04/26		Aktienempfehlungen Global	
2024/04/03		Global Equity Ratings	
2024/04/03		Aktienempfehlungen Global	
2024/03/13		Global Equity Ratings	