

GEBERIT AG FUTURE (GBRI) - EUX/202503

2024/07/26 18:35:18

Price
557.2066 CHF

Difference  1.06% (5.83)

General attributes

Symbol	GBRIH25
Exchange	Eurex
Currency	CHF
Security type	Future
Underlying	GEBERIT AG
Maturity	03-2025
Contract size	100

Market data

Bid (Bid size)	- CHF (-)
Ask (Ask size)	- CHF (-)
Open	557.2066 CHF
High	557.2066 CHF
Low	557.2066 CHF
Close (prev. day)	551.3802 CHF
Underlying	GEBERIT AG
Underlying price (date)	553.40 (24/07/26)
Settlement price (date)	557.21 (24/07/26)
Open Interest	0

Performance and Risk

	6m	1y	3y
Perf (%)	-	-	-
Perf (abs.)	-	-	-
Beta	-	-	-
Volatility	-	-	-

Futures and Options

Related Futures	-
Related Options	-

5y












Information about previous performance does not guarantee future performance.
Source: FactSet

Price data

Ø price 5 days Ø volume 5 days (pcs.)	561.1895 CHF (0)
Ø price 30 days Ø volume 30 days (pcs.)	550.3773 CHF (0)
Ø price 100 days Ø volume 100 days (pcs.)	538.4994 CHF (0)
Ø price 250 days Ø volume 250 days (pcs.)	- CHF (-)
YTD High date	- CHF (-)
YTD Low date	- CHF (-)
52 Weeks High date	- CHF (-)
52 Weeks Low date	- CHF (-)

Recent Research

on underlying	on sector	on market	
Date		Headline	Download
2022/12/19		Global Equity Ratings	
2022/12/19		Aktienempfehlungen Global	
2022/11/28		Global Equity Ratings	
2022/11/28		Aktienempfehlungen Global	
2022/11/18		Global Equity Ratings	