

GEBERIT AG FUTURE (GBRI) - EUX/202503

2024/05/31 18:42:50

Price
556.627 CHF
 Difference  -1.10% (-6.18)

General attributes

Symbol	GBRIH25
Exchange	Eurex
Currency	CHF
Security type	Future
Underlying	GEBERIT AG
Maturity	03-2025
Contract size	100

Market data

Bid (Bid size)	- CHF (-)
Ask (Ask size)	- CHF (-)
Open	556.627 CHF
High	556.627 CHF
Low	556.627 CHF
Close (prev. day)	562.8051 CHF
Underlying	GEBERIT AG
Underlying price (date)	550.40 (24/05/31)
Settlement price (date)	556.63 (24/05/31)
Open Interest	0

Performance and Risk

	6m	1y	3y
Perf (%)	-	-	-
Perf (abs.)	-	-	-
Beta	-	-	-
Volatility	-	-	-

Futures and Options

Related Futures	-
Related Options	-












Information about previous performance does not guarantee future performance.
 Source: FactSet

Price data

Ø price 5 days Ø volume 5 days (pcs.)	564.298 CHF (0)
Ø price 30 days Ø volume 30 days (pcs.)	540.287 CHF (0)
Ø price 100 days Ø volume 100 days (pcs.)	- CHF (-)
Ø price 250 days Ø volume 250 days (pcs.)	- CHF (-)
YTD High date	- CHF (-)
YTD Low date	- CHF (-)
52 Weeks High date	- CHF (-)
52 Weeks Low date	- CHF (-)

Recent Research

Date	on underlying	on sector	on market	Headline	Download
2022/12/19				Global Equity Ratings	
2022/12/19				Aktienempfehlungen Global	
2022/11/28				Global Equity Ratings	
2022/11/28				Aktienempfehlungen Global	
2022/11/18				Global Equity Ratings	