

GEBERIT AG FUTURE (GBRI) - EUX/202503

2024/05/16 18:30:42

Price
571.7879 CHF
 Difference  -0.10% (-0.59)

General attributes

Symbol GBRIH25
 Exchange Eurex
 Currency CHF
 Security type Future
 Underlying GEBERIT AG
 Maturity 03-2025
 Contract size 100

Market data

Bid (Bid size) - CHF (-)
 Ask (Ask size) - CHF (-)
 Open 571.7879 CHF
 High 571.7879 CHF
 Low 571.7879 CHF
 Close (prev. day) 572.3778 CHF
 Underlying GEBERIT AG
 Underlying price (date) 560.80 (24/05/17)
 Settlement price (date) 571.79 (24/05/16)
 Open Interest 0

Performance and Risk

	6m	1y	3y
Perf (%)	-	-	-
Perf (abs.)	-	-	-
Beta	-	-	-
Volatility	-	-	-

Futures and Options

Related Futures -
 Related Options -












Information about previous performance does not guarantee future performance.
 Source: FactSet

Price data

Ø price 5 days Ø volume 5 days (pcs.)	563.6503 CHF (0)
Ø price 30 days Ø volume 30 days (pcs.)	517.8022 CHF (0)
Ø price 100 days Ø volume 100 days (pcs.)	- CHF (-)
Ø price 250 days Ø volume 250 days (pcs.)	- CHF (-)
YTD High date	- CHF (-)
YTD Low date	- CHF (-)
52 Weeks High date	- CHF (-)
52 Weeks Low date	- CHF (-)

Recent Research

on underlying	on sector	on market	
Date		Headline	Download
2022/12/19		Global Equity Ratings	
2022/12/19		Aktienempfehlungen Global	
2022/11/28		Global Equity Ratings	
2022/11/28		Aktienempfehlungen Global	
2022/11/18		Global Equity Ratings	