

# AMADEUS IT GROUP S.A. FUTURE (AI3F) - EUX/202503

2024/05/08 18:34:46

Price  
**62.9793** EUR

Difference  3.39% (2.06)

### General attributes

Symbol	AI3FH25
Exchange	Eurex
Currency	EUR
Security type	Future
Underlying	AMADEUS IT GROUP SA
Maturity	03-2025
Contract size	100

### Market data

Bid (Bid size)	- EUR (-)
Ask (Ask size)	- EUR (-)
Open	62.9793 EUR
High	62.9793 EUR
Low	62.9793 EUR
Close (prev. day)	60.9162 EUR
Underlying	AMADEUS IT GROUP SA
Underlying price (date)	62.08 (24/05/09)
Settlement price (date)	62.98 (24/05/08)
Open Interest	0

### Performance and Risk

	6m	1y	3y
Perf (%)	-	-	-
Perf (abs.)	-	-	-
Beta	-	-	-
Volatility	-	-	-

### Futures and Options

Related Futures	-
Related Options	-












Information about previous performance does not guarantee future performance.  
Source: FactSet

### Price data

Ø price 5 days   Ø volume 5 days (pcs.)	61.5368 EUR (0)
Ø price 30 days   Ø volume 30 days (pcs.)	59.8323 EUR (0)
Ø price 100 days   Ø volume 100 days (pcs.)	- EUR (-)
Ø price 250 days   Ø volume 250 days (pcs.)	- EUR (-)
YTD High   date	- EUR (-)
YTD Low   date	- EUR (-)
52 Weeks High   date	- EUR (-)
52 Weeks Low   date	- EUR (-)

### Recent Research

on underlying   on sector   on market			
Date		Headline	Download
2023/10/27		Global Equity Ratings	
2023/10/27		Aktienempfehlungen Global	
2023/09/29		Global Equity Ratings	
2023/09/29		Aktienempfehlungen Global	
2023/09/08		Global Equity Ratings	