

# KESKO OY FUTURE (KEKG) - EUX/202503

2024/09/13 18:35:18

**Price**  
**17.7982** EUR

**Difference**  **-2.17% (-0.39)**

### General attributes

Symbol	KEKGH25
Exchange	Eurex
Currency	EUR
Security type	Future
Underlying	KESKO OYJ CLASS B
Maturity	03-2025
Contract size	100

### Market data

Bid (Bid size)	- EUR (-)
Ask (Ask size)	- EUR (-)
Open	17.7982 EUR
High	17.7982 EUR
Low	17.7982 EUR
Close (prev. day)	18.1922 EUR
Underlying	KESKO OYJ CLASS B
Underlying price (date)	17.90 (24/09/13)
Settlement price (date)	17.80 (24/09/13)
Open Interest	0

### Performance and Risk

	6m	1y	3y
Perf (%)	+5.50%	-	-
Perf (abs.)	+0.93	-	-
Beta	-	-	-
Volatility	20.78	-	-

### Futures and Options

Related Futures	-
Related Options	-

5y












Information about previous performance does not guarantee future performance.  
Source: FactSet

### Price data

Ø price 5 days   Ø volume 5 days (pcs.)	18.2173 EUR (0)
Ø price 30 days   Ø volume 30 days (pcs.)	17.8589 EUR (0)
Ø price 100 days   Ø volume 100 days (pcs.)	16.8297 EUR (0)
Ø price 250 days   Ø volume 250 days (pcs.)	- EUR (-)
YTD High   date	- EUR (-)
YTD Low   date	- EUR (-)
52 Weeks High   date	- EUR (-)
52 Weeks Low   date	- EUR (-)

### Recent Research

on sector		on market	
Date		Headline	Download
2024/09/11		Global Equity Ratings	
2024/09/11		Aktienempfehlungen Global	
2024/09/05		Global Equity Ratings	
2024/09/05		Aktienempfehlungen Global	
2024/08/12		Global Equity Ratings	