

KESKO OY FUTURE (KEKG) - EUX/202503

2024/07/26 18:35:29

Price
16.5803 EUR

Difference  1.40% (0.23)

General attributes

Symbol	KEKGH25
Exchange	Eurex
Currency	EUR
Security type	Future
Underlying	KESKO OYJ CLASS B
Maturity	03-2025
Contract size	100

Market data

Bid (Bid size)	- EUR (-)
Ask (Ask size)	- EUR (-)
Open	16.5803 EUR
High	16.5803 EUR
Low	16.5803 EUR
Close (prev. day)	16.3512 EUR
Underlying	KESKO OYJ CLASS B
Underlying price (date)	16.595 (24/07/26)
Settlement price (date)	16.58 (24/07/26)
Open Interest	0

Performance and Risk

	6m	1y	3y
Perf (%)	-	-	-
Perf (abs.)	-	-	-
Beta	-	-	-
Volatility	-	-	-

Futures and Options

Related Futures	-
Related Options	-












Information about previous performance does not guarantee future performance.
Source: FactSet

Price data

Ø price 5 days Ø volume 5 days (pcs.)	16.5406 EUR (0)
Ø price 30 days Ø volume 30 days (pcs.)	16.4482 EUR (0)
Ø price 100 days Ø volume 100 days (pcs.)	16.5185 EUR (0)
Ø price 250 days Ø volume 250 days (pcs.)	- EUR (-)
YTD High date	- EUR (-)
YTD Low date	- EUR (-)
52 Weeks High date	- EUR (-)
52 Weeks Low date	- EUR (-)

Recent Research

on sector		on market	
Date		Headline	Download
2024/07/24		Global Equity Ratings	
2024/07/24		Aktienempfehlungen Global	
2024/07/15		Aktienempfehlungen Global	
2024/07/12		Global Equity Ratings	
2024/06/21		Equity Weekly	