

KESKO OY FUTURE (KEKG) - EUX/202503

2024/06/14 18:39:03

Price
16.195 EUR

Difference  0.81% (0.13)

General attributes

| | |
|---------------|-------------------|
| Symbol | KEKGH25 |
| Exchange | Eurex |
| Currency | EUR |
| Security type | Future |
| Underlying | KESKO OYJ CLASS B |
| Maturity | 03-2025 |
| Contract size | 100 |

Market data

| | |
|-------------------------|-------------------|
| Bid (Bid size) | - EUR (-) |
| Ask (Ask size) | - EUR (-) |
| Open | 16.195 EUR |
| High | 16.195 EUR |
| Low | 16.195 EUR |
| Close (prev. day) | 16.065 EUR |
| Underlying | KESKO OYJ CLASS B |
| Underlying price (date) | 16.445 (24/06/14) |
| Settlement price (date) | 16.20 (24/06/14) |
| Open Interest | 0 |

Performance and Risk

| | 6m | 1y | 3y |
|-------------|----|----|----|
| Perf (%) | - | - | - |
| Perf (abs.) | - | - | - |
| Beta | - | - | - |
| Volatility | - | - | - |

Futures and Options

| | |
|-----------------|---|
| Related Futures | - |
| Related Options | - |

5y













Information about previous performance does not guarantee future performance.
Source: FactSet

Price data

| | |
|---|----------------|
| Ø price 5 days Ø volume 5 days (pcs.) | 16.102 EUR (0) |
| Ø price 30 days Ø volume 30 days (pcs.) | 16.366 EUR (0) |
| Ø price 100 days Ø volume 100 days (pcs.) | - EUR (-) |
| Ø price 250 days Ø volume 250 days (pcs.) | - EUR (-) |
| YTD High date | - EUR (-) |
| YTD Low date | - EUR (-) |
| 52 Weeks High date | - EUR (-) |
| 52 Weeks Low date | - EUR (-) |

Recent Research

| on sector | | on market | |
|------------|---|---------------------------|---|
| Date | | Headline | Download |
| 2024/06/14 |  | Global Equity Ratings |  |
| 2024/06/14 |  | Aktienempfehlungen Global |  |
| 2024/05/31 |  | Equity Weekly |  |
| 2024/05/29 |  | Global Equity Ratings |  |
| 2024/05/29 |  | Aktienempfehlungen Global |  |