


ALIBABA GROUP HOLDING LTD. FUTURE (BABF) - EUX/202503

2024/07/16 18:49:55

Price
79.7973 USD

Difference  **-0.79% (-0.63)**

General attributes

Symbol: BABFH25
 Exchange: Eurex
 Currency: USD
 Security type: Future
 Underlying: ALIBABA GROUP HOLDING LTD. SP. ADR
 Maturity: 03-2025
 Contract size: 100

Market data

Bid (Bid size): - USD (-)
 Ask (Ask size): - USD (-)
 Open: 79.7973 USD
 High: 79.7973 USD
 Low: 79.7973 USD
 Close (prev. day): 80.4317 USD
 Underlying: ALIBABA GROUP HOLDING LTD. SP. ADR

Underlying price (date): 78.38 (24/07/16)
 Settlement price (date): 79.80 (24/07/16)
 Open Interest: 0

Performance and Risk

	6m	1y	3y
Perf (%)	-	-	-
Perf (abs.)	-	-	-
Beta	-	-	-
Volatility	-	-	-

Futures and Options

Related Futures: -
 Related Options: -












Information about previous performance does not guarantee future performance.
 Source: FactSet

Price data

Ø price 5 days Ø volume 5 days (pcs.)	79.4974 USD (0)
Ø price 30 days Ø volume 30 days (pcs.)	77.4400 USD (0)
Ø price 100 days Ø volume 100 days (pcs.)	78.2207 USD (0)
Ø price 250 days Ø volume 250 days (pcs.)	- USD (-)
YTD High date	- USD (-)
YTD Low date	- USD (-)
52 Weeks High date	- USD (-)
52 Weeks Low date	- USD (-)

Recent Research

on underlying		on sector	
Date		Headline	Download
2024/07/15		Aktienempfehlungen Global	
2024/07/12		Global Equity Ratings	
2024/06/21		Global Equity Ratings	
2024/06/21		Aktienempfehlungen Global	
2024/06/14		Global Equity Ratings	