


# ALIBABA GROUP HOLDING LTD. FUTURE (BABF) - EUX/202503

2024/07/16 18:49:55

**Price**  
**79.7973** USD

**Difference**  **-0.79% (-0.63)**

**General attributes**

Symbol: BABFH25  
 Exchange: Eurex  
 Currency: USD  
 Security type: Future  
 Underlying: ALIBABA GROUP HOLDING LTD. SP. ADR  
 Maturity: 03-2025  
 Contract size: 100

**Market data**

Bid (Bid size): - USD (-)  
 Ask (Ask size): - USD (-)  
 Open: 79.7973 USD  
 High: 79.7973 USD  
 Low: 79.7973 USD  
 Close (prev. day): 80.4317 USD  
 Underlying: ALIBABA GROUP HOLDING LTD. SP. ADR

Underlying price (date): 78.38 (24/07/16)  
 Settlement price (date): 79.80 (24/07/16)  
 Open Interest: 0

**Performance and Risk**

	6m	1y	3y
Perf (%)	-	-	-
Perf (abs.)	-	-	-
Beta	-	-	-
Volatility	-	-	-

**Futures and Options**

Related Futures: -  
 Related Options: -












Information about previous performance does not guarantee future performance.  
 Source: FactSet

**Price data**

Ø price 5 days   Ø volume 5 days (pcs.)	79.4974 USD (0)
Ø price 30 days   Ø volume 30 days (pcs.)	77.4400 USD (0)
Ø price 100 days   Ø volume 100 days (pcs.)	78.2207 USD (0)
Ø price 250 days   Ø volume 250 days (pcs.)	- USD (-)
YTD High   date	- USD (-)
YTD Low   date	- USD (-)
52 Weeks High   date	- USD (-)
52 Weeks Low   date	- USD (-)

**Recent Research**

on underlying		on sector	
Date		Headline	Download
2024/07/15		Aktienempfehlungen Global	
2024/07/12		Global Equity Ratings	
2024/06/21		Global Equity Ratings	
2024/06/21		Aktienempfehlungen Global	
2024/06/14		Global Equity Ratings	