

FIELMANN AG FUTURE (FIEG) - EUX/202503

2024/10/18 19:07:10

Price
47.8769 EUR

Difference  0.84% (0.40)

General attributes

Symbol	FIEGH25
Exchange	Eurex
Currency	EUR
Security type	Future
Underlying	FIELMANN GROUP AG
Maturity	03-2025
Contract size	100

Market data

Bid (Bid size)	- EUR (-)
Ask (Ask size)	- EUR (-)
Open	47.8769 EUR
High	47.8769 EUR
Low	47.8769 EUR
Close (prev. day)	47.4774 EUR
Underlying	FIELMANN GROUP AG
Underlying price (date)	47.20 (24/10/18)
Settlement price (date)	47.88 (24/10/18)
Open Interest	0

Performance and Risk

	6m	1y	3y
Perf (%)	+12.31%	-	-
Perf (abs.)	+5.25	-	-
Beta	-	-	-
Volatility	20.72	-	-

Futures and Options

Related Futures	-
Related Options	-

5y












Information about previous performance does not guarantee future performance.
Source: FactSet

Price data

Ø price 5 days Ø volume 5 days (pcs.)	47.2283 EUR (0)
Ø price 30 days Ø volume 30 days (pcs.)	46.8572 EUR (0)
Ø price 100 days Ø volume 100 days (pcs.)	44.2903 EUR (0)
Ø price 250 days Ø volume 250 days (pcs.)	- EUR (-)
YTD High date	- EUR (-)
YTD Low date	- EUR (-)
52 Weeks High date	- EUR (-)
52 Weeks Low date	- EUR (-)

Recent Research

on sector		on market	
Date		Headline	Download
2024/09/27		Global Equity Ratings	
2024/09/27		Aktienempfehlungen Global	
2024/09/11		Global Equity Ratings	
2024/09/11		Aktienempfehlungen Global	
2024/09/05		Global Equity Ratings	