

FIELMANN AG FUTURE (FIEG) - EUX/202503

2024/05/06 18:29:41

Price
48.3192 EUR
 Difference  1.14% (0.55)

General attributes

Symbol	FIEGH25
Exchange	Eurex
Currency	EUR
Security type	Future
Underlying	FIELMANN GROUP AG
Maturity	03-2025
Contract size	100

Market data

Bid (Bid size)	- EUR (-)
Ask (Ask size)	- EUR (-)
Open	48.3192 EUR
High	48.3192 EUR
Low	48.3192 EUR
Close (prev. day)	47.7726 EUR
Underlying	FIELMANN GROUP AG
Underlying price (date)	47.55 (24/05/06)
Settlement price (date)	48.32 (24/05/06)
Open Interest	0

Performance and Risk

	6m	1y	3y
Perf (%)	-	-	-
Perf (abs.)	-	-	-
Beta	-	-	-
Volatility	-	-	-

Futures and Options

Related Futures	-
Related Options	-

5y












Information about previous performance does not guarantee future performance.
 Source: FactSet

Price data

Ø price 5 days Ø volume 5 days (pcs.)	46.9364 EUR (0)
Ø price 30 days Ø volume 30 days (pcs.)	43.4871 EUR (0)
Ø price 100 days Ø volume 100 days (pcs.)	- EUR (-)
Ø price 250 days Ø volume 250 days (pcs.)	- EUR (-)
YTD High date	- EUR (-)
YTD Low date	- EUR (-)
52 Weeks High date	- EUR (-)
52 Weeks Low date	- EUR (-)

Recent Research

on sector		on market	
Date		Headline	Download
2024/04/26		Global Equity Ratings	
2024/04/26		Aktienempfehlungen Global	
2024/04/03		Global Equity Ratings	
2024/04/03		Aktienempfehlungen Global	
2024/03/13		Global Equity Ratings	