

NETFLIX INC. FUTURE (NTFF) - EUX/202503

2024/07/15 18:41:32

Price
687.213 USD
 Difference  1.32% (8.92)

General attributes

Symbol	NTFFH25
Exchange	Eurex
Currency	USD
Security type	Future
Underlying	NETFLIX INC
Maturity	03-2025
Contract size	100

Market data

Bid (Bid size)	- USD (-)
Ask (Ask size)	- USD (-)
Open	687.213 USD
High	687.213 USD
Low	687.213 USD
Close (prev. day)	678.2913 USD
Underlying	NETFLIX INC
Underlying price (date)	657.23 (24/07/16)
Settlement price (date)	687.21 (24/07/15)
Open Interest	0

Performance and Risk

	6m	1y	3y
Perf (%)	-	-	-
Perf (abs.)	-	-	-
Beta	-	-	-
Volatility	-	-	-

Futures and Options

Related Futures	-
Related Options	-

5y












Information about previous performance does not guarantee future performance.
 Source: FactSet

Price data

Ø price 5 days Ø volume 5 days (pcs.)	693.282 USD (0)
Ø price 30 days Ø volume 30 days (pcs.)	695.453 USD (0)
Ø price 100 days Ø volume 100 days (pcs.)	657.584 USD (0)
Ø price 250 days Ø volume 250 days (pcs.)	- USD (-)
YTD High date	- USD (-)
YTD Low date	- USD (-)
52 Weeks High date	- USD (-)
52 Weeks Low date	- USD (-)

Recent Research

<input type="radio"/> on underlying <input checked="" type="radio"/> on sector <input type="radio"/> on market			
Date		Headline	Download
2024/07/15		Aktienempfehlungen Global	
2024/07/12		Global Equity Ratings	
2024/06/21		Global Equity Ratings	
2024/06/21		Aktienempfehlungen Global	
2024/06/14		Global Equity Ratings	