

# COCA-COLA CO., THE FUTURE (KOFF) - EUX/202503

2024/07/17 18:45:55

**Price**  
**65.8952** USD  
 Difference  1.73% (1.12)

**General attributes**

|               |              |
|---------------|--------------|
| Symbol        | KOFFH25      |
| Exchange      | Eurex        |
| Currency      | USD          |
| Security type | Future       |
| Underlying    | COCA-COLA CO |
| Maturity      | 03-2025      |
| Contract size | 100          |

**Market data**

|                         |                   |
|-------------------------|-------------------|
| Bid (Bid size)          | - USD (-)         |
| Ask (Ask size)          | - USD (-)         |
| Open                    | 65.8952 USD       |
| High                    | 65.8952 USD       |
| Low                     | 65.8952 USD       |
| Close (prev. day)       | 64.7729 USD       |
| Underlying              | COCA-COLA CO      |
| Underlying price (date) | 65.275 (24/07/17) |
| Settlement price (date) | 65.90 (24/07/17)  |
| Open Interest           | 0                 |

**Performance and Risk**

|             | 6m | 1y | 3y |
|-------------|----|----|----|
| Perf (%)    | -  | -  | -  |
| Perf (abs.) | -  | -  | -  |
| Beta        | -  | -  | -  |
| Volatility  | -  | -  | -  |

**Futures and Options**

|                 |   |
|-----------------|---|
| Related Futures | - |
| Related Options | - |













Information about previous performance does not guarantee future performance.  
 Source: FactSet

**Price data**

|   |                 |
|---|-----------------|
| Ø price 5 days   Ø volume 5 days (pcs.)     | 64.2758 USD (0) |
| Ø price 30 days   Ø volume 30 days (pcs.)   | 64.2343 USD (0) |
| Ø price 100 days   Ø volume 100 days (pcs.) | 62.6550 USD (0) |
| Ø price 250 days   Ø volume 250 days (pcs.) | - USD (-)       |
| YTD High   date                             | - USD (-)       |
| YTD Low   date                              | - USD (-)       |
| 52 Weeks High   date                        | - USD (-)       |
| 52 Weeks Low   date                         | - USD (-)       |

**Recent Research**

| on underlying   on sector   on market |   |                           |   |
|---------------------------------------|---|---------------------------|---|
| Date                                  |   | Headline                  | Download  |
| 2024/07/15                            |  | Aktienempfehlungen Global |  |
| 2024/07/12                            |  | Global Equity Ratings     |  |
| 2024/06/21                            |  | Global Equity Ratings     |  |
| 2024/06/21                            |  | Aktienempfehlungen Global |  |
| 2024/06/14                            |  | Global Equity Ratings     |  |