

# PROCTER & GAMBLE CO., THE FUTURE (PGFF) - EUX/202503

2024/05/13 18:37:11

**Price**  
**171.0389** USD  
 Difference  -0.25% (-0.44)

**General attributes**

Symbol PGFFH25  
 Exchange Eurex  
 Currency USD  
 Security type Future  
 Underlying PROCTER & GAMBLE CO  
 Maturity 03-2025  
 Contract size 100

**Market data**

Bid (Bid size) - USD (-)  
 Ask (Ask size) - USD (-)  
 Open 171.0389 USD  
 High 171.0389 USD  
 Low 171.0389 USD  
 Close (prev. day) 171.474 USD  
 Underlying PROCTER & GAMBLE CO  
 Underlying price (date) 165.91 (24/05/13)  
 Settlement price (date) 171.04 (24/05/13)  
 Open Interest 0

**Performance and Risk**

	6m	1y	3y
Perf (%)	-	-	-
Perf (abs.)	-	-	-
Beta	-	-	-
Volatility	-	-	-

**Futures and Options**

Related Futures -  
 Related Options -












Information about previous performance does not guarantee future performance.  
 Source: FactSet

**Price data**

Ø price 5 days   Ø volume 5 days (pcs.)	170.2986 USD (0)
Ø price 30 days   Ø volume 30 days (pcs.)	164.7120 USD (0)
Ø price 100 days   Ø volume 100 days (pcs.)	- USD (-)
Ø price 250 days   Ø volume 250 days (pcs.)	- USD (-)
YTD High   date	- USD (-)
YTD Low   date	- USD (-)
52 Weeks High   date	- USD (-)
52 Weeks Low   date	- USD (-)

**Recent Research**

on underlying	on sector	on market	
Date		Headline	Download
2024/04/26		Global Equity Ratings	
2024/04/26		Aktienempfehlungen Global	
2024/04/03		Global Equity Ratings	
2024/04/03		Aktienempfehlungen Global	
2024/03/13		Global Equity Ratings	