

CISCO SYSTEMS INC. FUTURE (CSCF) - EUX/202503

2024/04/30 18:39:06

Price
48.2761 USD
 Difference  -1.57% (-0.77)

General attributes

Symbol CSCFH25
 Exchange Eurex
 Currency USD
 Security type Future
 Underlying CISCO SYSTEMS INC
 Maturity 03-2025
 Contract size 100

Market data

Bid (Bid size) - USD (-)
 Ask (Ask size) - USD (-)
 Open 48.2761 USD
 High 48.2761 USD
 Low 48.2761 USD
 Close (prev. day) 49.0448 USD
 Underlying CISCO SYSTEMS INC
 Underlying price (date) 46.84 (24/05/01)
 Settlement price (date) 48.28 (24/04/30)
 Open Interest 0

Performance and Risk

	6m	1y	3y
Perf (%)	-	-	-
Perf (abs.)	-	-	-
Beta	-	-	-
Volatility	-	-	-

Futures and Options

Related Futures -
 Related Options -

5y












Information about previous performance does not guarantee future performance.
 Source: FactSet

Price data

Ø price 5 days Ø volume 5 days (pcs.)	48.9761 USD (0)
Ø price 30 days Ø volume 30 days (pcs.)	49.9837 USD (0)
Ø price 100 days Ø volume 100 days (pcs.)	- USD (-)
Ø price 250 days Ø volume 250 days (pcs.)	- USD (-)
YTD High date	- USD (-)
YTD Low date	- USD (-)
52 Weeks High date	- USD (-)
52 Weeks Low date	- USD (-)

Recent Research

on underlying	on sector	on market	
Date		Headline	Download
2024/04/26		Global Equity Ratings	
2024/04/26		Aktienempfehlungen Global	
2024/04/03		Global Equity Ratings	
2024/04/03		Aktienempfehlungen Global	
2024/03/13		Global Equity Ratings	