

WALMART INC. FUTURE (WMTF) - EUX/202503

2024/04/30 18:40:11

Price
61.3722 USD
 Difference  -1.40% (-0.87)

General attributes

Symbol	WMTFH25
Exchange	Eurex
Currency	USD
Security type	Future
Underlying	WALMART INC.
Maturity	03-2025
Contract size	100

Market data

Bid (Bid size)	- USD (-)
Ask (Ask size)	- USD (-)
Open	61.3722 USD
High	61.3722 USD
Low	61.3722 USD
Close (prev. day)	62.2405 USD
Underlying	WALMART INC.
Underlying price (date)	58.82 (24/05/01)
Settlement price (date)	61.37 (24/04/30)
Open Interest	0

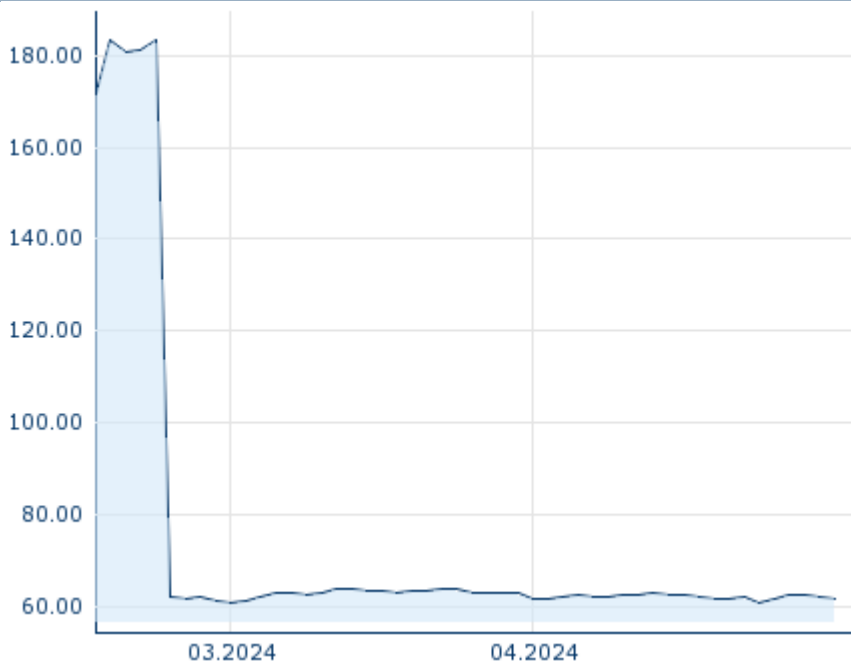
Performance and Risk

	6m	1y	3y
Perf (%)	-	-	-
Perf (abs.)	-	-	-
Beta	-	-	-
Volatility	-	-	-

Futures and Options

Related Futures	-
Related Options	-

5y












Information about previous performance does not guarantee future performance.
 Source: FactSet

Price data

Ø price 5 days Ø volume 5 days (pcs.)	61.9486 USD (0)
Ø price 30 days Ø volume 30 days (pcs.)	62.3638 USD (0)
Ø price 100 days Ø volume 100 days (pcs.)	- USD (-)
Ø price 250 days Ø volume 250 days (pcs.)	- USD (-)
YTD High date	- USD (-)
YTD Low date	- USD (-)
52 Weeks High date	- USD (-)
52 Weeks Low date	- USD (-)

Recent Research

on underlying		on sector		on market	
Date		Headline		Download	
2024/04/26		Global Equity Ratings			
2024/04/26		Aktienempfehlungen Global			
2024/04/03		Global Equity Ratings			
2024/04/03		Aktienempfehlungen Global			
2024/03/13		Global Equity Ratings		