


EXXON MOBIL CORP. FUTURE (XOMF) - EUX/202503

2024/07/29 18:35:50

Price
116.9929 USD

Difference  **-1.01% (-1.19)**

General attributes

Symbol XOMFH25
 Exchange Eurex
 Currency USD
 Security type Future
 Underlying EXXON MOBIL CORPORATION
 Maturity 03-2025
 Contract size 100

Market data

Bid (Bid size) - USD (-)
 Ask (Ask size) - USD (-)
 Open 116.9929 USD
 High 116.9929 USD
 Low 116.9929 USD
 Close (prev. day) 118.1823 USD
 Underlying EXXON MOBIL CORPORATION
 Underlying price (date) 116.10 (24/07/29)
 Settlement price (date) 116.99 (24/07/29)
 Open Interest 0

Performance and Risk

	6m	1y	3y
Perf (%)	-	-	-
Perf (abs.)	-	-	-
Beta	-	-	-
Volatility	-	-	-

Futures and Options

Related Futures -
 Related Options -












Information about previous performance does not guarantee future performance.
 Source: FactSet

Price data

Ø price 5 days Ø volume 5 days (pcs.)	116.6828 USD (0)
Ø price 30 days Ø volume 30 days (pcs.)	115.6898 USD (0)
Ø price 100 days Ø volume 100 days (pcs.)	117.2588 USD (0)
Ø price 250 days Ø volume 250 days (pcs.)	- USD (-)
YTD High date	- USD (-)
YTD Low date	- USD (-)
52 Weeks High date	- USD (-)
52 Weeks Low date	- USD (-)

Recent Research

on underlying		on sector		on market	
Date		Headline		Download	
2024/07/24		Global Equity Ratings			
2024/07/24		Aktienempfehlungen Global			
2024/07/15		Aktienempfehlungen Global			
2024/07/12		Global Equity Ratings			
2024/06/21		Global Equity Ratings		