

GALP ENERGIA SGPS S.A. . FUTURE (GALF) - EUX/202503

2024/09/13 18:35:10

Price
17.4274 EUR
 Difference  -0.42% (-0.07)

General attributes

Symbol	GALFH25
Exchange	Eurex
Currency	EUR
Security type	Future
Underlying	GALP ENERGIA SGPS S.A.
Maturity	03-2025
Contract size	100

Market data

Bid (Bid size)	- EUR (-)
Ask (Ask size)	- EUR (-)
Open	17.4274 EUR
High	17.4274 EUR
Low	17.4274 EUR
Close (prev. day)	17.5003 EUR
Underlying	GALP ENERGIA SGPS S.A.
Underlying price (date)	17.10 (24/09/13)
Settlement price (date)	17.43 (24/09/13)
Open Interest	0

Performance and Risk

	6m	1y	3y
Perf (%)	+18.96%	-	-
Perf (abs.)	+2.78	-	-
Beta	-	-	-
Volatility	34.37	-	-

Futures and Options

Related Futures	-
Related Options	-

5y






Information about previous performance does not guarantee future performance.
 Source: FactSet

Price data

Ø price 5 days Ø volume 5 days (pcs.)	17.4458 EUR (0)
Ø price 30 days Ø volume 30 days (pcs.)	18.8769 EUR (0)
Ø price 100 days Ø volume 100 days (pcs.)	19.4175 EUR (0)
Ø price 250 days Ø volume 250 days (pcs.)	- EUR (-)
YTD High date	- EUR (-)
YTD Low date	- EUR (-)
52 Weeks High date	- EUR (-)
52 Weeks Low date	- EUR (-)

Recent Research

on sector		on market	
Date	Headline	Download	
2024/09/11	 Global Equity Ratings		
2024/09/11	 Aktienempfehlungen Global		
2024/09/09	 Aktienempfehlungen Österreich		
2024/09/06	 Equity Weekly		
2024/09/05	 Global Equity Ratings	