

LILLY & CO., ELI FUTURE (LLYF) - EUX/202503

2024/08/07 18:43:20

Price
794.6788 USD

Difference  **-2.93% (-24.00)**

General attributes

Symbol	LLYFH25
Exchange	Eurex
Currency	USD
Security type	Future
Underlying	ELI LILLY AND COMPANY
Maturity	03-2025
Contract size	100

Market data

Bid (Bid size)	- USD (-)
Ask (Ask size)	- USD (-)
Open	794.6788 USD
High	794.6788 USD
Low	794.6788 USD
Close (prev. day)	818.6782 USD
Underlying	ELI LILLY AND COMPANY
Underlying price (date)	768.45 (24/08/07)
Settlement price (date)	794.68 (24/08/07)
Open Interest	0

Performance and Risk

	6m	1y	3y
Perf (%)	-	-	-
Perf (abs.)	-	-	-
Beta	-	-	-
Volatility	-	-	-

Futures and Options

Related Futures	-
Related Options	-

5y












Information about previous performance does not guarantee future performance.
Source: FactSet

Price data

Ø price 5 days Ø volume 5 days (pcs.)	822.3720 USD (0)
Ø price 30 days Ø volume 30 days (pcs.)	903.6902 USD (0)
Ø price 100 days Ø volume 100 days (pcs.)	850.7297 USD (0)
Ø price 250 days Ø volume 250 days (pcs.)	- USD (-)
YTD High date	- USD (-)
YTD Low date	- USD (-)
52 Weeks High date	- USD (-)
52 Weeks Low date	- USD (-)

Recent Research

on underlying	on sector	on market	
Date		Headline	Download
2024/07/24		Global Equity Ratings	
2024/07/24		Aktienempfehlungen Global	
2024/07/15		Aktienempfehlungen Global	
2024/07/12		Global Equity Ratings	
2024/06/21		Global Equity Ratings	