

LILLY & CO., ELI FUTURE (LLYF) - EUX/202503

2024/07/11 19:04:21

Price
956.3286 USD

Difference  -2.02% (-19.68)

General attributes

Symbol	LLYFH25
Exchange	Eurex
Currency	USD
Security type	Future
Underlying	ELI LILLY AND COMPANY
Maturity	03-2025
Contract size	100

Market data

Bid (Bid size)	- USD (-)
Ask (Ask size)	- USD (-)
Open	956.3286 USD
High	956.3286 USD
Low	956.3286 USD
Close (prev. day)	976.0074 USD
Underlying	ELI LILLY AND COMPANY
Underlying price (date)	934.14 (24/07/11)
Settlement price (date)	956.33 (24/07/11)
Open Interest	0

Performance and Risk

	6m	1y	3y
Perf (%)	-	-	-
Perf (abs.)	-	-	-
Beta	-	-	-
Volatility	-	-	-

Futures and Options

Related Futures	-
Related Options	-












Information about previous performance does not guarantee future performance.
Source: FactSet

Price data

Ø price 5 days Ø volume 5 days (pcs.)	950.5351 USD (0)
Ø price 30 days Ø volume 30 days (pcs.)	914.2436 USD (0)
Ø price 100 days Ø volume 100 days (pcs.)	- USD (-)
Ø price 250 days Ø volume 250 days (pcs.)	- USD (-)
YTD High date	- USD (-)
YTD Low date	- USD (-)
52 Weeks High date	- USD (-)
52 Weeks Low date	- USD (-)

Recent Research

on underlying on sector on market			
Date		Headline	Download
2024/06/21		Global Equity Ratings	
2024/06/21		Aktienempfehlungen Global	
2024/06/14		Global Equity Ratings	
2024/06/14		Aktienempfehlungen Global	
2024/05/29		Global Equity Ratings	