

PEPSICO INC. FUTURE (PEPF) - EUX/202503

2024/08/14 18:36:57

Price
174.3575 USD
 Difference  0.99% (1.71)

General attributes

Symbol	PEPFH25
Exchange	Eurex
Currency	USD
Security type	Future
Underlying	PEPSICO INC.
Maturity	03-2025
Contract size	100

Market data

Bid (Bid size)	- USD (-)
Ask (Ask size)	- USD (-)
Open	174.3575 USD
High	174.3575 USD
Low	174.3575 USD
Close (prev. day)	172.6482 USD
Underlying	PEPSICO INC.
Underlying price (date)	173.71 (24/08/14)
Settlement price (date)	174.36 (24/08/14)
Open Interest	0

Performance and Risk

	6m	1y	3y
Perf (%)	-	-	-
Perf (abs.)	-	-	-
Beta	-	-	-
Volatility	-	-	-

Futures and Options

Related Futures	-
Related Options	-

5y












Information about previous performance does not guarantee future performance.
 Source: FactSet

Price data

Ø price 5 days Ø volume 5 days (pcs.)	173.1126 USD (0)
Ø price 30 days Ø volume 30 days (pcs.)	170.9132 USD (0)
Ø price 100 days Ø volume 100 days (pcs.)	173.7567 USD (0)
Ø price 250 days Ø volume 250 days (pcs.)	- USD (-)
YTD High date	- USD (-)
YTD Low date	- USD (-)
52 Weeks High date	- USD (-)
52 Weeks Low date	- USD (-)

Recent Research

on underlying	on sector	on market	
Date		Headline	Download
2024/08/12		Global Equity Ratings	
2024/08/12		Aktienempfehlungen Global	
2024/07/24		Global Equity Ratings	
2024/07/24		Aktienempfehlungen Global	
2024/07/15		Aktienempfehlungen Global	