

PEPSICO INC. FUTURE (PEPF) - EUX/202503

2024/07/16 18:50:50

Price
165.3319 USD

Difference  **-0.74% (-1.24)**

General attributes

Symbol	PEPFH25
Exchange	Eurex
Currency	USD
Security type	Future
Underlying	PEPSICO INC.
Maturity	03-2025
Contract size	100

Market data

Bid (Bid size)	- USD (-)
Ask (Ask size)	- USD (-)
Open	165.3319 USD
High	165.3319 USD
Low	165.3319 USD
Close (prev. day)	166.5695 USD
Underlying	PEPSICO INC.
Underlying price (date)	163.63 (24/07/16)
Settlement price (date)	165.33 (24/07/16)
Open Interest	0

Performance and Risk

	6m	1y	3y
Perf (%)	-	-	-
Perf (abs.)	-	-	-
Beta	-	-	-
Volatility	-	-	-

Futures and Options

Related Futures	-
Related Options	-

5y












Information about previous performance does not guarantee future performance.
Source: FactSet

Price data

Ø price 5 days Ø volume 5 days (pcs.)	165.8618 USD (0)
Ø price 30 days Ø volume 30 days (pcs.)	168.3032 USD (0)
Ø price 100 days Ø volume 100 days (pcs.)	173.2192 USD (0)
Ø price 250 days Ø volume 250 days (pcs.)	- USD (-)
YTD High date	- USD (-)
YTD Low date	- USD (-)
52 Weeks High date	- USD (-)
52 Weeks Low date	- USD (-)

Recent Research

on underlying	on sector	on market	
Date		Headline	Download
2024/07/15		Aktienempfehlungen Global	
2024/07/12		Global Equity Ratings	
2024/06/21		Global Equity Ratings	
2024/06/21		Aktienempfehlungen Global	
2024/06/14		Global Equity Ratings	