

# NESTLÉ S.A. FUTURE (NESG) - EUX/202503

2024/09/13 18:35:27

**Price**  
**87.9969** CHF

**Difference**  **-0.33% (-0.29)**

### General attributes

Symbol	NESGH25
Exchange	Eurex
Currency	CHF
Security type	Future
Underlying	NESTLÉ SA
Maturity	03-2025
Contract size	100

### Market data

Bid (Bid size)	- CHF (-)
Ask (Ask size)	- CHF (-)
Open	87.9969 CHF
High	87.9969 CHF
Low	87.9969 CHF
Close (prev. day)	88.2849 CHF
Underlying	NESTLÉ SA
Underlying price (date)	87.60 (24/09/13)
Settlement price (date)	88.00 (24/09/13)
Open Interest	0

### Performance and Risk

	6m	1y	3y
Perf (%)	-7.00%	-	-
Perf (abs.)	-6.62	-	-
Beta	-	-	-
Volatility	16.22	-	-

### Futures and Options

Related Futures	-
Related Options	-

5y












Information about previous performance does not guarantee future performance.  
Source: FactSet

### Price data

Ø price 5 days   Ø volume 5 days (pcs.)	88.3334 CHF (0)
Ø price 30 days   Ø volume 30 days (pcs.)	89.6321 CHF (0)
Ø price 100 days   Ø volume 100 days (pcs.)	92.9603 CHF (0)
Ø price 250 days   Ø volume 250 days (pcs.)	- CHF (-)
YTD High   date	- CHF (-)
YTD Low   date	- CHF (-)
52 Weeks High   date	- CHF (-)
52 Weeks Low   date	- CHF (-)

### Recent Research

on underlying	on sector	on market	
Date		Headline	Download
2024/09/11		Global Equity Ratings	
2024/09/11		Aktienempfehlungen Global	
2024/09/05		Global Equity Ratings	
2024/09/05		Aktienempfehlungen Global	
2024/08/12		Global Equity Ratings	