

NESTLÉ S.A. FUTURE (NESG) - EUX/202503

2024/06/21 19:17:31

Price
94.5243 CHF

Difference  -1.29% (-1.23)

General attributes

Symbol	NESGH25
Exchange	Eurex
Currency	CHF
Security type	Future
Underlying	NESTLÉ SA
Maturity	03-2025
Contract size	100

Market data

Bid (Bid size)	- CHF (-)
Ask (Ask size)	- CHF (-)
Open	94.5243 CHF
High	94.5243 CHF
Low	94.5243 CHF
Close (prev. day)	95.7549 CHF
Underlying	NESTLÉ SA
Underlying price (date)	93.70 (24/06/21)
Settlement price (date)	94.52 (24/06/21)
Open Interest	0

Performance and Risk

	6m	1y	3y
Perf (%)	-	-	-
Perf (abs.)	-	-	-
Beta	-	-	-
Volatility	-	-	-

Futures and Options

Related Futures	-
Related Options	-

5y












Information about previous performance does not guarantee future performance.
Source: FactSet

Price data

Ø price 5 days Ø volume 5 days (pcs.)	95.5287 CHF (0)
Ø price 30 days Ø volume 30 days (pcs.)	96.0664 CHF (0)
Ø price 100 days Ø volume 100 days (pcs.)	- CHF (-)
Ø price 250 days Ø volume 250 days (pcs.)	- CHF (-)
YTD High date	- CHF (-)
YTD Low date	- CHF (-)
52 Weeks High date	- CHF (-)
52 Weeks Low date	- CHF (-)

Recent Research

on underlying				on sector		on market	
Date		Headline				Download	
2024/06/21		Global Equity Ratings					
2024/06/21		Aktienempfehlungen Global					
2024/06/14		Global Equity Ratings					
2024/06/14		Aktienempfehlungen Global					
2024/05/29		Global Equity Ratings				