


NEXTERA ENERGY INC. FUTURE (FPLF) - EUX/202503

2024/07/15 18:41:08

Price
73.3118 USD

Difference  **-5.68% (-4.42)**

General attributes

Symbol: FPLFH25
 Exchange: Eurex
 Currency: USD
 Security type: Future
 Underlying: NEXTERA ENERGY INC.
 Maturity: 03-2025
 Contract size: 100

Market data

Bid (Bid size): - USD (-)
 Ask (Ask size): - USD (-)
 Open: 73.3118 USD
 High: 73.3118 USD
 Low: 73.3118 USD
 Close (prev. day): 77.7268 USD
 Underlying: NEXTERA ENERGY INC.
 Underlying price (date): 71.80 (24/07/16)
 Settlement price (date): 73.31 (24/07/15)
 Open Interest: 0

Performance and Risk

	6m	1y	3y
Perf (%)	-	-	-
Perf (abs.)	-	-	-
Beta	-	-	-
Volatility	-	-	-

Futures and Options

Related Futures: -
 Related Options: -












Information about previous performance does not guarantee future performance.
 Source: FactSet

Price data

Ø price 5 days | Ø volume 5 days (pcs.): 74.8276 USD (0)
 Ø price 30 days | Ø volume 30 days (pcs.): 74.5366 USD (0)
 Ø price 100 days | Ø volume 100 days (pcs.): 69.1962 USD (0)
 Ø price 250 days | Ø volume 250 days (pcs.): - USD (-)
 YTD High | date: - USD (-)
 YTD Low | date: - USD (-)
 52 Weeks High | date: - USD (-)
 52 Weeks Low | date: - USD (-)

Recent Research

on underlying on sector on market			
Date		Headline	Download
2024/07/15		Aktienempfehlungen Global	
2024/07/12		Global Equity Ratings	
2024/06/21		Global Equity Ratings	
2024/06/21		Aktienempfehlungen Global	
2024/06/14		Global Equity Ratings	