

## INTEL CORP. FUTURE (INTF) - EUX/202503

2024/07/16 18:50:35

Price  
**35.0193** USDDifference  -2.35% (-0.84)

## General attributes

Symbol	INTFH25
Exchange	Eurex
Currency	USD
Security type	Future
Underlying	INTEL CORP.
Maturity	03-2025
Contract size	100

## Market data

Bid (Bid size)	- USD (-)
Ask (Ask size)	- USD (-)
Open	35.0193 USD
High	35.0193 USD
Low	35.0193 USD
Close (prev. day)	35.8613 USD
Underlying	INTEL CORP.
Underlying price (date)	34.28 (24/07/16)
Settlement price (date)	35.02 (24/07/16)
Open Interest	0

## Performance and Risk

	6m	1y	3y
Perf (%)	-	-	-
Perf (abs.)	-	-	-
Beta	-	-	-
Volatility	-	-	-

## Futures and Options

Related Futures	-
Related Options	-

5y












Information about previous performance does not guarantee future performance.  
Source: FactSet

## Price data

Ø price 5 days   Ø volume 5 days (pcs.)	35.2791 USD (0)
Ø price 30 days   Ø volume 30 days (pcs.)	32.3634 USD (0)
Ø price 100 days   Ø volume 100 days (pcs.)	36.7338 USD (0)
Ø price 250 days   Ø volume 250 days (pcs.)	- USD (-)
YTD High   date	- USD (-)
YTD Low   date	- USD (-)
52 Weeks High   date	- USD (-)
52 Weeks Low   date	- USD (-)

## Recent Research

on underlying   on sector   on market			
Date		Headline	Download
2024/07/15		Aktienempfehlungen Global	
2024/07/12		Global Equity Ratings	
2024/06/21		Global Equity Ratings	
2024/06/21		Aktienempfehlungen Global	
2024/06/14		Global Equity Ratings	