

GILEAD SCIENCES INC. FUTURE (GILF) - EUX/202503

2024/08/16 19:01:26

Price
73.6298 USD

Difference  -0.86% (-0.64)

General attributes

Symbol	GILFH25
Exchange	Eurex
Currency	USD
Security type	Future
Underlying	GILEAD SCIENCES INC.
Maturity	03-2025
Contract size	100

Market data

Bid (Bid size)	- USD (-)
Ask (Ask size)	- USD (-)
Open	73.6298 USD
High	73.6298 USD
Low	73.6298 USD
Close (prev. day)	74.2702 USD
Underlying	GILEAD SCIENCES INC.
Underlying price (date)	73.78 (24/08/16)
Settlement price (date)	73.63 (24/08/16)
Open Interest	0

Performance and Risk

	6m	1y	3y
Perf (%)	-	-	-
Perf (abs.)	-	-	-
Beta	-	-	-
Volatility	-	-	-

Futures and Options

Related Futures	-
Related Options	-

5y












Information about previous performance does not guarantee future performance.
Source: FactSet

Price data

Ø price 5 days Ø volume 5 days (pcs.)	73.7545 USD (0)
Ø price 30 days Ø volume 30 days (pcs.)	73.5671 USD (0)
Ø price 100 days Ø volume 100 days (pcs.)	69.0071 USD (0)
Ø price 250 days Ø volume 250 days (pcs.)	- USD (-)
YTD High date	- USD (-)
YTD Low date	- USD (-)
52 Weeks High date	- USD (-)
52 Weeks Low date	- USD (-)

Recent Research

on underlying		on sector		on market	
Date		Headline		Download	
2024/08/12		Global Equity Ratings			
2024/08/12		Aktienempfehlungen Global			
2024/07/24		Global Equity Ratings			
2024/07/24		Aktienempfehlungen Global			
2024/07/15		Aktienempfehlungen Global		