

EDP - ENERGIAS DE PORTUGAL SA FUTURE (EDPF) - EUX/202503

2024/07/17 18:45:35

Price
3.7171 EUR
 Difference  0.99% (0.04)

General attributes

Symbol EDPFH25
Exchange Eurex
Currency EUR
Security type Future
Underlying EDP-ENERGIAS DE PORTUGAL SA
Maturity 03-2025
Contract size 100

Market data

Bid (Bid size) - EUR (-)
Ask (Ask size) - EUR (-)
Open 3.7171 EUR
High 3.7171 EUR
Low 3.7171 EUR
Close (prev. day) 3.6805 EUR
Underlying EDP-ENERGIAS DE PORTUGAL SA
Underlying price (date) 3.62 (24/07/17)
Settlement price (date) 3.72 (24/07/17)
Open Interest 0

Performance and Risk

	6m	1y	3y
Perf (%)	-	-	-
Perf (abs.)	-	-	-
Beta	-	-	-
Volatility	-	-	-

Futures and Options

Related Futures -
Related Options -

5y












Information about previous performance does not guarantee future performance.
 Source: FactSet

Price data

Ø price 5 days Ø volume 5 days (pcs.)	3.7129 EUR (0)
Ø price 30 days Ø volume 30 days (pcs.)	3.7265 EUR (0)
Ø price 100 days Ø volume 100 days (pcs.)	3.6667 EUR (0)
Ø price 250 days Ø volume 250 days (pcs.)	- EUR (-)
YTD High date	- EUR (-)
YTD Low date	- EUR (-)
52 Weeks High date	- EUR (-)
52 Weeks Low date	- EUR (-)

Recent Research

on underlying on sector on market			
Date		Headline	Download
2022/12/19		Global Equity Ratings	
2022/12/19		Aktienempfehlungen Global	
2022/11/28		Global Equity Ratings	
2022/11/28		Aktienempfehlungen Global	
2022/11/18		Global Equity Ratings	