


# PFIZER INC. FUTURE (PFEF) - EUX/202503

2024/06/14 18:39:16

**Price**  
**27.5569** USD

**Difference**  -0.14% (-0.04)

**General attributes**

Symbol	PFEFH25
Exchange	Eurex
Currency	USD
Security type	Future
Underlying	PFIZER INC
Maturity	03-2025
Contract size	100

**Market data**

Bid (Bid size)	- USD (-)
Ask (Ask size)	- USD (-)
Open	27.5569 USD
High	27.5569 USD
Low	27.5569 USD
Close (prev. day)	27.5962 USD
Underlying	PFIZER INC
Underlying price (date)	27.53 (24/06/14)
Settlement price (date)	27.56 (24/06/14)
Open Interest	0

**Performance and Risk**

	6m	1y	3y
Perf (%)	-	-	-
Perf (abs.)	-	-	-
Beta	-	-	-
Volatility	-	-	-

**Futures and Options**

Related Futures	-
Related Options	-












Information about previous performance does not guarantee future performance.  
 Source: FactSet

**Price data**

Ø price 5 days   Ø volume 5 days (pcs.)	27.8673 USD (0)
Ø price 30 days   Ø volume 30 days (pcs.)	28.5787 USD (0)
Ø price 100 days   Ø volume 100 days (pcs.)	- USD (-)
Ø price 250 days   Ø volume 250 days (pcs.)	- USD (-)
YTD High   date	- USD (-)
YTD Low   date	- USD (-)
52 Weeks High   date	- USD (-)
52 Weeks Low   date	- USD (-)

**Recent Research**

on underlying   on sector   on market			
Date		Headline	Download
2024/06/14		Global Equity Ratings	
2024/06/14		Aktienempfehlungen Global	
2024/05/29		Global Equity Ratings	
2024/05/29		Aktienempfehlungen Global	
2024/04/26		Global Equity Ratings	