

# JPMORGAN CHASE & CO. FUTURE (JPMF) - EUX/202503

2024/07/12 19:02:41

**Price**  
**212.2021** USD  
 Difference  -0.31% (-0.66)

**General attributes**

Symbol JPMFH25  
 Exchange Eurex  
 Currency USD  
 Security type Future  
 Underlying JPMORGAN CHASE & CO  
 Maturity 03-2025  
 Contract size 100

**Market data**

Bid (Bid size) - USD (-)  
 Ask (Ask size) - USD (-)  
 Open 212.2021 USD  
 High 212.2021 USD  
 Low 212.2021 USD  
 Close (prev. day) 212.8627 USD  
 Underlying JPMORGAN CHASE & CO  
 Underlying price (date) 204.945 (24/07/12)  
 Settlement price (date) 212.20 (24/07/12)  
 Open Interest 0

**Performance and Risk**

	6m	1y	3y
Perf (%)	-	-	-
Perf (abs.)	-	-	-
Beta	-	-	-
Volatility	-	-	-

**Futures and Options**

Related Futures -  
 Related Options -












Information about previous performance does not guarantee future performance.  
 Source: FactSet

**Price data**

Ø price 5 days   Ø volume 5 days (pcs.)	212.5311 USD (0)
Ø price 30 days   Ø volume 30 days (pcs.)	205.2941 USD (0)
Ø price 100 days   Ø volume 100 days (pcs.)	200.7406 USD (0)
Ø price 250 days   Ø volume 250 days (pcs.)	- USD (-)
YTD High   date	- USD (-)
YTD Low   date	- USD (-)
52 Weeks High   date	- USD (-)
52 Weeks Low   date	- USD (-)

**Recent Research**

on underlying on sector on market			
Date		Headline	Download
2024/07/12		Global Equity Ratings	
2024/07/12		Aktienempfehlungen Global	
2024/06/21		Global Equity Ratings	
2024/06/21		Aktienempfehlungen Global	
2024/06/14		Global Equity Ratings	