

# BANK OF AMERICA CORP. FUTURE (BACF) - EUX/202503

2024/06/13 18:27:36

**Price**  
**40.1846** USD  
**Difference**  **-1.42% (-0.58)**

**General attributes**

**Symbol** BACFH25  
**Exchange** Eurex  
**Currency** USD  
**Security type** Future  
**Underlying** BANK OF AMERICA CORP.  
**Maturity** 03-2025  
**Contract size** 100

**Market data**

**Bid (Bid size)** - USD (-)  
**Ask (Ask size)** - USD (-)  
**Open** 40.1846 USD  
**High** 40.1846 USD  
**Low** 40.1846 USD  
**Close (prev. day)** 40.7649 USD  
**Underlying** BANK OF AMERICA CORP.  
**Underlying price (date)** 39.22 (24/06/14)  
**Settlement price (date)** 40.18 (24/06/13)  
**Open Interest** 0

**Performance and Risk**

	6m	1y	3y
Perf (%)	-	-	-
Perf (abs.)	-	-	-
Beta	-	-	-
Volatility	-	-	-

**Futures and Options**

**Related Futures** -  
**Related Options** -












Information about previous performance does not guarantee future performance.  
 Source: FactSet

**Price data**

Ø price 5 days   Ø volume 5 days (pcs.)	40.4265 USD (0)
Ø price 30 days   Ø volume 30 days (pcs.)	39.8818 USD (0)
Ø price 100 days   Ø volume 100 days (pcs.)	- USD (-)
Ø price 250 days   Ø volume 250 days (pcs.)	- USD (-)
YTD High   date	- USD (-)
YTD Low   date	- USD (-)
52 Weeks High   date	- USD (-)
52 Weeks Low   date	- USD (-)

**Recent Research**

on underlying	on sector	on market	
<b>Date</b>		<b>Headline</b>	<b>Download</b>
2024/06/14		Global Equity Ratings	
2024/06/14		Aktienempfehlungen Global	
2024/05/29		Global Equity Ratings	
2024/05/29		Aktienempfehlungen Global	
2024/04/26		Global Equity Ratings	