

# BANK OF AMERICA CORP. FUTURE (BACF) - EUX/202503

2024/05/02 18:23:10

**Price**  
**37.6559** USD  
 Difference  -2.04% (-0.78)

**General attributes**

Symbol BACFH25  
 Exchange Eurex  
 Currency USD  
 Security type Future  
 Underlying BANK OF AMERICA CORP.  
 Maturity 03-2025  
 Contract size 100

**Market data**

Bid (Bid size) - USD (-)  
 Ask (Ask size) - USD (-)  
 Open 37.6559 USD  
 High 37.6559 USD  
 Low 37.6559 USD  
 Close (prev. day) 38.4397 USD  
 Underlying BANK OF AMERICA CORP.  
 Underlying price (date) 36.88 (24/05/02)  
 Settlement price (date) 37.66 (24/05/02)  
 Open Interest 0

**Performance and Risk**

|             | 6m | 1y | 3y |
|-------------|----|----|----|
| Perf (%)    | -  | -  | -  |
| Perf (abs.) | -  | -  | -  |
| Beta        | -  | -  | -  |
| Volatility  | -  | -  | -  |

**Futures and Options**

Related Futures -  
 Related Options -













Information about previous performance does not guarantee future performance.  
 Source: FactSet

**Price data**

|   |                 |
|---|-----------------|
| Ø price 5 days   Ø volume 5 days (pcs.)     | 38.5098 USD (0) |
| Ø price 30 days   Ø volume 30 days (pcs.)   | 38.0311 USD (0) |
| Ø price 100 days   Ø volume 100 days (pcs.) | - USD (-)       |
| Ø price 250 days   Ø volume 250 days (pcs.) | - USD (-)       |
| YTD High   date                             | - USD (-)       |
| YTD Low   date                              | - USD (-)       |
| 52 Weeks High   date                        | - USD (-)       |
| 52 Weeks Low   date                         | - USD (-)       |

**Recent Research**

| on underlying | on sector   | on market                 |   |
|---------------|---|---------------------------|---|
| Date          |   | Headline                  | Download  |
| 2024/04/26    |  | Global Equity Ratings     |  |
| 2024/04/26    |  | Aktienempfehlungen Global |  |
| 2024/04/03    |  | Global Equity Ratings     |  |
| 2024/04/03    |  | Aktienempfehlungen Global |  |
| 2024/03/13    |  | Global Equity Ratings     |  |