

# L'OREAL FUTURE (LORF) - EUX/202503

2024/08/09 18:43:26

**Price**  
391.3446 EUR

**Difference**  -0.85% (-3.36)

### General attributes

Symbol	LORFH25
Exchange	Eurex
Currency	EUR
Security type	Future
Underlying	L'OREAL S.A.
Maturity	03-2025
Contract size	100

### Market data

Bid (Bid size)	- EUR (-)
Ask (Ask size)	- EUR (-)
Open	391.3446 EUR
High	391.3446 EUR
Low	391.3446 EUR
Close (prev. day)	394.7016 EUR
Underlying	L'OREAL S.A.
Underlying price (date)	382.75 (24/08/09)
Settlement price (date)	391.34 (24/08/09)
Open Interest	0

### Performance and Risk

	6m	1y	3y
Perf (%)	-	-	-
Perf (abs.)	-	-	-
Beta	-	-	-
Volatility	-	-	-

### Futures and Options

Related Futures	-
Related Options	-












5y

Information about previous performance does not guarantee future performance.  
Source: FactSet

### Price data

Ø price 5 days   Ø volume 5 days (pcs.)	394.7952 EUR (0)
Ø price 30 days   Ø volume 30 days (pcs.)	409.6246 EUR (0)
Ø price 100 days   Ø volume 100 days (pcs.)	438.8680 EUR (0)
Ø price 250 days   Ø volume 250 days (pcs.)	- EUR (-)
YTD High   date	- EUR (-)
YTD Low   date	- EUR (-)
52 Weeks High   date	- EUR (-)
52 Weeks Low   date	- EUR (-)

### Recent Research

on underlying	on sector	on market	
Date		Headline	Download
2024/07/24		Global Equity Ratings	
2024/07/24		Aktienempfehlungen Global	
2024/07/15		Aktienempfehlungen Global	
2024/07/12		Global Equity Ratings	
2024/06/21		Global Equity Ratings	