

AMGEN INC. FUTURE (AMGF) - EUX/202503

2024/05/29 18:44:48

Price
303.3606 USD

Difference  **-1.36%** (-4.18)

General attributes

| | |
|---------------|------------|
| Symbol | AMGFH25 |
| Exchange | Eurex |
| Currency | USD |
| Security type | Future |
| Underlying | AMGEN INC. |
| Maturity | 03-2025 |
| Contract size | 100 |

Market data

| | |
|-------------------------|-------------------|
| Bid (Bid size) | - USD (-) |
| Ask (Ask size) | - USD (-) |
| Open | 303.3606 USD |
| High | 303.3606 USD |
| Low | 303.3606 USD |
| Close (prev. day) | 307.5417 USD |
| Underlying | AMGEN INC. |
| Underlying price (date) | 296.45 (24/05/29) |
| Settlement price (date) | 303.36 (24/05/29) |
| Open Interest | 0 |

Performance and Risk

| | 6m | 1y | 3y |
|-------------|----|----|----|
| Perf (%) | - | - | - |
| Perf (abs.) | - | - | - |
| Beta | - | - | - |
| Volatility | - | - | - |

Futures and Options

| | |
|-----------------|---|
| Related Futures | - |
| Related Options | - |













Information about previous performance does not guarantee future performance.
Source: FactSet

Price data

| | |
|---|------------------|
| Ø price 5 days Ø volume 5 days (pcs.) | 311.1426 USD (0) |
| Ø price 30 days Ø volume 30 days (pcs.) | 300.1468 USD (0) |
| Ø price 100 days Ø volume 100 days (pcs.) | - USD (-) |
| Ø price 250 days Ø volume 250 days (pcs.) | - USD (-) |
| YTD High date | - USD (-) |
| YTD Low date | - USD (-) |
| 52 Weeks High date | - USD (-) |
| 52 Weeks Low date | - USD (-) |

Recent Research

| on underlying on sector on market | | | |
|---------------------------------------|---|---------------------------|---|
| Date | | Headline | Download |
| 2024/05/29 |  | Global Equity Ratings |  |
| 2024/05/29 |  | Aktienempfehlungen Global |  |
| 2024/04/26 |  | Global Equity Ratings |  |
| 2024/04/26 |  | Aktienempfehlungen Global |  |
| 2024/04/03 |  | Global Equity Ratings |  |