


# STMICROELECTRONICS N.V. FUTURE (SGMF) - EUX/202503

2024/07/26 18:35:51

**Price**  
**31.3897** EUR

**Difference**  **-3.90%** (-1.28)

**General attributes**

|               |                         |
|---------------|-------------------------|
| Symbol        | SGMFH25                 |
| Exchange      | Eurex                   |
| Currency      | EUR                     |
| Security type | Future                  |
| Underlying    | STMICROELECTRONICS N.V. |
| Maturity      | 03-2025                 |
| Contract size | 100                     |

**Market data**

|                         |                         |
|-------------------------|-------------------------|
| Bid (Bid size)          | - EUR (-)               |
| Ask (Ask size)          | - EUR (-)               |
| Open                    | 31.3897 EUR             |
| High                    | 31.3897 EUR             |
| Low                     | 31.3897 EUR             |
| Close (prev. day)       | 32.6651 EUR             |
| Underlying              | STMICROELECTRONICS N.V. |
| Underlying price (date) | 30.705 (24/07/26)       |
| Settlement price (date) | 31.39 (24/07/26)        |
| Open Interest           | 0                       |

**Performance and Risk**

|             | 6m | 1y | 3y |
|-------------|----|----|----|
| Perf (%)    | -  | -  | -  |
| Perf (abs.) | -  | -  | -  |
| Beta        | -  | -  | -  |
| Volatility  | -  | -  | -  |

**Futures and Options**

|                 |   |
|-----------------|---|
| Related Futures | - |
| Related Options | - |













Information about previous performance does not guarantee future performance.  
 Source: FactSet

**Price data**

|   |                 |
|---|-----------------|
| Ø price 5 days   Ø volume 5 days (pcs.)     | 35.7317 EUR (0) |
| Ø price 30 days   Ø volume 30 days (pcs.)   | 38.5022 EUR (0) |
| Ø price 100 days   Ø volume 100 days (pcs.) | 39.9313 EUR (0) |
| Ø price 250 days   Ø volume 250 days (pcs.) | - EUR (-)       |
| YTD High   date                             | - EUR (-)       |
| YTD Low   date                              | - EUR (-)       |
| 52 Weeks High   date                        | - EUR (-)       |
| 52 Weeks Low   date                         | - EUR (-)       |

**Recent Research**

| on sector  |   | on market                 |   |
|------------|---|---------------------------|---|
| Date       |   | Headline                  | Download  |
| 2024/07/26 |  | Equity Weekly             |  |
| 2024/07/24 |  | Global Equity Ratings     |  |
| 2024/07/24 |  | Aktienempfehlungen Global |  |
| 2024/07/15 |  | Aktienempfehlungen Global |  |
| 2024/07/12 |  | Global Equity Ratings     |  |