

## BEIJER REF AB SER. B

ISIN: SE0015949748 WKN: 4814070

## Overview

2024/07/26 19:32:18

Price

14.205 EUR

Difference  0.92% (0.13)

## General attributes

ISIN SE0015949748

Symbol BEIJ B

Exchange Duesseldorf

Currency EUR

Sector Consumer Products

Security type Stock

Market cap (m) 6,963 EUR

Benchmark OMX STOCKHOLM 30 INDEX

## Market data

Bid (Bid size) -

Ask (Ask size) -

Open 14.065 EUR

High 14.28 EUR

Low 14.065 EUR

Close (prev. day) 14.075 EUR

VWAP -

Volume (pcs) 0

Trading volume 0.00

Number of trades 7

Last size 0

## Futures and Options

Related Futures -

Related Options -







5y



Information about previous performance does not guarantee future performance.

Source: FactSet

## Recent research

on sector			
Date		Headline	Download
2024/07/26		Equity Weekly	
2024/07/24		Global Equity Ratings	
2024/07/24		Aktienempfehlungen Global	
2024/07/15		Aktienempfehlungen Global	
2024/07/12		Equity Weekly	

## Details

2024/07/26 19:32:18

### Price

14.205 EUR

 Difference ▲ 0.92% (0.13)

### General attributes

ISIN	SE0015949748
Symbol	BEIJ B
Exchange	Duesseldorf
Currency	EUR
Sector	Consumer Products
Security type	Stock
Market cap (m)	6,963 EUR
Benchmark	OMX STOCKHOLM 30 INDEX

### Market data

Bid (Bid size)	-
Ask (Ask size)	-
Open	14.065 EUR
High	14.28 EUR
Low	14.065 EUR
Close (prev. day)	14.075 EUR
VWAP	-
Volume (pcs)	0
Trading volume	0.00
Number of trades	7
Last size	0

### Performance and Risk

	6m	1y	3y
Perf (%)	-	-	-
Perf (abs.)	-	-	-
Beta	1.66	1.72	1.54
Volatility	-	-	-

5y



Information about previous performance does not guarantee future performance.  
Source: FactSet

### Price data

Ø price 5 days   Ø volume 5 days (pcs.)	14.547 EUR (0)
Ø price 30 days   Ø volume 30 days (pcs.)	14.757 EUR (0)
Ø price 100 days   Ø volume 100 days (pcs.)	13.680 EUR (0)
Ø price 250 days   Ø volume 250 days (pcs.)	- EUR (-)
YTD High   date	- EUR (-)
YTD Low   date	- EUR (-)
52 Weeks High   date	- EUR (-)
52 Weeks Low   date	- EUR (-)

### Arbitrage views

Exchange <span>⊕</span>	Date	Time	Price	Trading volume (mio.)	Number of trades
Stuttgart	2024/07/26	13:56	14.315 EUR	0.00	9
Nasdaq Stockholm	2024/07/26	18:00	170.00 SEK	105.22	2,723
Munich	2024/07/26	08:19	14.59 EUR	0.00	2
London Stock Exchange European Trade Reporting	2024/07/26	17:25	133.70 SEK	0.00	1
Hanover	2024/	08:01	14.085 EUR	0.00	3

	07/26					
Frankfurt	2024/ 07/26	08:10	14.085	EUR	0.00	2
Duesseldorf	2024/ 07/26	19:32	14.205	EUR	0.00	7
Berlin	2024/ 07/26	21:43	14.455	EUR	0.00	17

## Company profile

### Company Logo

**BEIJER REF**

### Company Profile

-

### Contact Details

BEIJER REF

--

----

Telefon: -

Fax: -

E-mail: -