

BONESUPPORT HOLDING AB

ISIN: SE0009858152 WKN: -

Overview

2024/04/26 19:30:12

Price

19.62 EUR

Difference  -2.29% (-0.46)

General attributes

ISIN SE0009858152

Symbol BONEX

Exchange Duesseldorf

Currency EUR

Sector Chemical / Pharmaceutical / Health

Security type Stock

Market cap (m) 1,303 EUR

Benchmark OMX STOCKHOLM 30 INDEX

Market data

Bid (Bid size) -

Ask (Ask size) -

Open 20.56 EUR

High 20.56 EUR

Low 19.50 EUR

Close (prev. day) 20.08 EUR

VWAP -

Volume (pcs) 0

Trading volume 0.00

Number of trades 3

Last size 0

Futures and Options

Related Futures -

Related Options -

5y













Information about previous performance does not guarantee future performance.

Source: FactSet

Recent research

on sector

Date	Headline	Download
2024/04/26	 Global Equity Ratings	
2024/04/26	 Aktienempfehlungen Global	
2024/04/15	 Aktienempfehlungen Österreich	
2024/04/03	 Global Equity Ratings	
2024/04/03	 Aktienempfehlungen Global	

Details

2024/04/26 19:30:12

Price

19.62 EUR

Difference ▼ -2.29% (-0.46)

General attributes

ISIN SE0009858152

Symbol BONEX

Exchange Duesseldorf

Currency EUR

Sector Chemical / Pharmaceutical / Health

Security type Stock

Market cap (m) 1,303 EUR

Benchmark OMX STOCKHOLM 30 INDEX

Market data

Bid (Bid size) -

Ask (Ask size) -

Open 20.56 EUR

High 20.56 EUR

Low 19.50 EUR

Close (prev. day) 20.08 EUR

VWAP -

Volume (pcs) 0

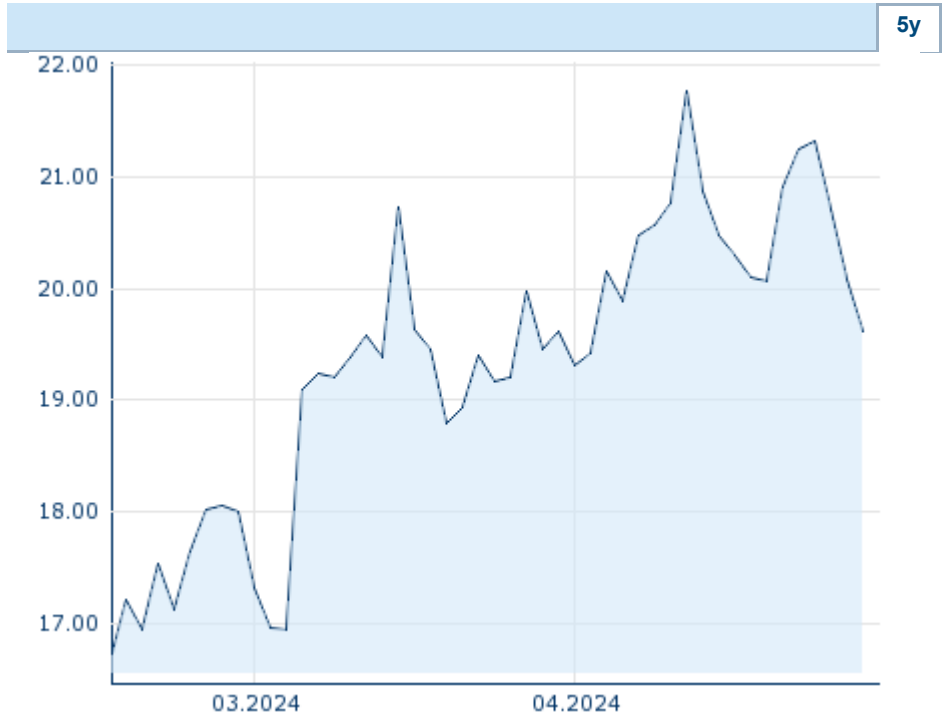
Trading volume 0.00

Number of trades 3

Last size 0

Performance and Risk

	6m	1y	3y
Perf (%)	-	-	-
Perf (abs.)	-	-	-
Beta	0.29	0.67	0.75
Volatility	-	-	-



Information about previous performance does not guarantee future performance.
Source: FactSet

Price data

Ø price 5 days | Ø volume 5 days (pcs.) 20.59 EUR (0)

Ø price 30 days | Ø volume 30 days (pcs.) 20.08 EUR (0)

Ø price 100 days | Ø volume 100 days (pcs.) - EUR (-)

Ø price 250 days | Ø volume 250 days (pcs.) - EUR (-)

YTD High | date - EUR (-)

YTD Low | date - EUR (-)

52 Weeks High | date - EUR (-)

52 Weeks Low | date - EUR (-)

Arbitrage views

Exchange	Date	Time	Price	Trading volume (mio.)	Number of trades
Tradegate	2024/04/26	22:26	19.31 EUR	0.01	8
Stuttgart	2024/04/26	20:31	19.65 EUR	0.00	6
Nasdaq Stockholm	2024/04/26	17:29	232.00 SEK	60.58	3,357
Munich	2024/04/26	08:11	20.58 EUR	0.00	2
London Stock	2024/04/26	17:38	234.60 SEK	0.26	1

Exchange	04					
Frankfurt	2024/04/ 26	17:15	19.56 EUR	0.01		3
FINRA other OTC Issues	2024/02/ 23	18:16	18.60 USD	0.02		2
Duesseldorf	2024/04/ 26	19:30	19.62 EUR	0.00		3
Berlin	2024/04/ 26	21:43	19.30 EUR	0.00		18

Company profile

Company Logo



Company Profile

-

Contact Details

BONESUPPORT HOLDING

--

Telefon: -

Fax: -

E-mail: -