

## B3 CONSULTING GROUP AB

ISIN: SE0008347660 WKN: -

## Overview

2024/05/10 19:31:49

Price  
6.13 EURDifference  -1.13% (-0.07)

## General attributes

ISIN	SE0008347660
Symbol	B3
Exchange	Duesseldorf
Currency	EUR
Sector	IT-Technology
Security type	Stock
Market cap (m)	55 EUR
Benchmark	OMX STOCKHOLM 30 INDEX

## Market data

Bid (Bid size)	-
Ask (Ask size)	-
Open	5.88 EUR
High	6.13 EUR
Low	5.88 EUR
Close (prev. day)	6.20 EUR
VWAP	-
Volume (pcs)	0
Trading volume	0.00
Number of trades	5
Last size	0

## Futures and Options










Related Futures	-
Related Options	-

5y



Information about previous performance does not guarantee future performance.  
Source: FactSet

## Recent research

on sector			
Date		Headline	Download
2024/05/03		Equity Weekly	
2024/04/29		Aktienempfehlungen Österreich	
2024/04/26		Equity Weekly	
2024/04/26		Global Equity Ratings	
2024/04/26		Aktienempfehlungen Global	

## Details

2024/05/10 19:31:49

## Price

6.13 EUR

Difference 📉 -1.13% (-0.07)

## General attributes

ISIN	SE0008347660
Symbol	B3
Exchange	Duesseldorf
Currency	EUR
Sector	IT-Technology
Security type	Stock
Market cap (m)	55 EUR
Benchmark	OMX STOCKHOLM 30 INDEX

## Market data

Bid (Bid size)	-
Ask (Ask size)	-
Open	5.88 EUR
High	6.13 EUR
Low	5.88 EUR
Close (prev. day)	6.20 EUR
VWAP	-
Volume (pcs)	0
Trading volume	0.00
Number of trades	5
Last size	0

## Performance and Risk

	6m	1y	3y
Perf (%)	-	-	-
Perf (abs.)	-	-	-
Beta	1.29	1.06	0.82
Volatility	-	-	-

5y



Information about previous performance does not guarantee future performance.

Source: FactSet

## Price data

Ø price 5 days   Ø volume 5 days (pcs.)	6.18 EUR (0)
Ø price 30 days   Ø volume 30 days (pcs.)	6.61 EUR (0)
Ø price 100 days   Ø volume 100 days (pcs.)	- EUR (-)
Ø price 250 days   Ø volume 250 days (pcs.)	- EUR (-)
YTD High   date	- EUR (-)
YTD Low   date	- EUR (-)
52 Weeks High   date	- EUR (-)
52 Weeks Low   date	- EUR (-)

## Arbitrage views

Exchange	Date	Time	Price	Trading volume (mio.)	Number of trades
Stuttgart	2024/05/10	10:31	6.15 EUR	0.00	4
Nasdaq Stockholm	2024/05/10	17:29	72.80 SEK	19.21	123
London Stock Exchange	2023/03/27	10:50	192.50 SEK	0.13	1
Frankfurt	2024/05/10	08:08	5.79 EUR	0.00	2
Duesseldorf	2024/05/10	19:31	6.13 EUR	0.00	5

	10					
Berlin	2024/05/10	21:43	6.23 EUR	0.00		17

## Company profile

### Company Logo



### Company Profile

-

### Contact Details

B3 CONSULTING GROUP

--

----

Telefon: -

Fax: -

E-mail: -