


INTERNATIONAL PETROLEUM CORP.

ISIN: CA46016U1084 WKN: -

Overview

2024/05/15 08:12:19		
Price	12.66 EUR	
Difference		0.72% (0.09)

General attributes	
ISIN	CA46016U1084
Symbol	IPCO
Exchange	Duesseldorf
Currency	EUR
Sector	Energy / Commodities
Security type	Stock
Market cap (m)	1,615 EUR
Benchmark	S&P/TSX 60 INDEX






Market data	
Bid (Bid size)	12.68 EUR (240)
Ask (Ask size)	12.92 EUR (240)
Open	12.66 EUR
High	12.66 EUR
Low	12.66 EUR
Close (prev. day)	12.57 EUR
VWAP	-
Volume (pcs)	0
Trading volume	0.00
Number of trades	1
Last size	0

Futures and Options	
Related Futures	-
Related Options	-




Information about previous performance does not guarantee future performance.
Source: FactSet

Recent research

on sector			
Date		Headline	Download
2024/05/13		Aktienempfehlungen Österreich	
2024/05/03		Equity Weekly	
2024/04/29		Aktienempfehlungen Österreich	
2024/04/26		Equity Weekly	
2024/04/26		Global Equity Ratings	

Details

2024/05/15 08:12:19		
Price	12.66 EUR	
Difference		0.72% (0.09)

General attributes	
ISIN	CA46016U1084
Symbol	IPCO
Exchange	Duesseldorf
Currency	EUR
Sector	Energy / Commodities
Security type	Stock
Market cap (m)	1,615 EUR
Benchmark	S&P/TSX 60 INDEX

Market data	
Bid (Bid size)	12.68 EUR (240)
Ask (Ask size)	12.92 EUR (240)
Open	12.66 EUR
High	12.66 EUR
Low	12.66 EUR
Close (prev. day)	12.57 EUR
VWAP	-
Volume (pcs)	0
Trading volume	0.00
Number of trades	1
Last size	0

Performance and Risk			
	6m	1y	3y
Perf (%)	-	-	-
Perf (abs.)	-	-	-
Beta	0.47	0.66	0.92
Volatility	-	-	-



Information about previous performance does not guarantee future performance.
Source: FactSet

Price data	
Ø price 5 days Ø volume 5 days (pcs.)	12.30 EUR (0)
Ø price 30 days Ø volume 30 days (pcs.)	11.79 EUR (0)
Ø price 100 days Ø volume 100 days (pcs.)	- EUR (-)
Ø price 250 days Ø volume 250 days (pcs.)	- EUR (-)
YTD High date	- EUR (-)
YTD Low date	- EUR (-)
52 Weeks High date	- EUR (-)
52 Weeks Low date	- EUR (-)

Arbitrage views					
Exchange 	Date	Time	Price	Trading volume (mio.)	Number of trades
Tradegate	2024/05/14	22:26	12.67 EUR	0.00	1
Toronto Stock Exchange	2024/05/14	22:00	18.94 CAD	1.24	487
Stuttgart	2024/05/15	09:00	12.58 EUR	0.00	3
Nasdaq Stockholm	2024/05/15	09:28	149.50 SEK	1.54	90
Munich	2024/	08:14	12.68 EUR	0.00	1

	05/15					
London Stock Exchange European Trade Reporting	2024/ 05/15	09:05	149.90 SEK	0.00		1
Frankfurt	2024/ 05/15	09:14	12.63 EUR	0.00		1
FINRA other OTC Issues	2024/ 05/08	21:50	13.12 USD	0.10		22
Duesseldorf	2024/ 05/15	08:12	12.66 EUR	0.00		1
Berlin	2024/ 05/15	09:06	12.85 EUR	0.00		2

Company profile

Company Logo



Company Profile

-

Contact Details

INTERNATIONAL PETROLEUM

--

Telefon: -

Fax: -

E-mail: -