

(EFCH) - EUX/C15

2024/08/16 19:01:18

Price
44.7141 EUR

Difference  0.04% (0.02)

General attributes

Symbol	EFCHC15
Exchange	Eurex
Currency	EUR
Security type	Future
Underlying	COLRUYT GROUP N.V.
Maturity	12-2026
Contract size	100

Market data

Bid (Bid size)	- EUR (-)
Ask (Ask size)	- EUR (-)
Open	44.7141 EUR
High	44.7141 EUR
Low	44.7141 EUR
Close (prev. day)	44.6961 EUR
Underlying	COLRUYT GROUP N.V.
Underlying price (date)	45.00 (24/08/16)
Settlement price (date)	44.71 (24/08/16)
Open Interest	0

Performance and Risk

	6m	1y	3y
Perf (%)	+12.81%	-	-
Perf (abs.)	+5.07	-	-
Beta	-	-	-
Volatility	24.34	-	-

Futures and Options

Related Futures	-
Related Options	-

5y












Information about previous performance does not guarantee future performance.
Source: FactSet

Price data

Ø price 5 days Ø volume 5 days (pcs.)	44.4473 EUR (0)
Ø price 30 days Ø volume 30 days (pcs.)	44.9155 EUR (0)
Ø price 100 days Ø volume 100 days (pcs.)	43.8766 EUR (0)
Ø price 250 days Ø volume 250 days (pcs.)	- EUR (-)
YTD High date	- EUR (-)
YTD Low date	- EUR (-)
52 Weeks High date	- EUR (-)
52 Weeks Low date	- EUR (-)

Recent Research

on sector		on market	
Date		Headline	Download
2024/08/12		Global Equity Ratings	
2024/08/12		Aktienempfehlungen Global	
2024/07/24		Global Equity Ratings	
2024/07/24		Aktienempfehlungen Global	
2024/07/15		Aktienempfehlungen Global	