

## COLRUTY GROUP FUTURE (EFCH) - EUX/C10

2024/07/16 18:50:12

Price  
**45.3877** EURDifference  0.72% (0.32)

## General attributes

Symbol	EFCHC10
Exchange	Eurex
Currency	EUR
Security type	Future
Underlying	COLRUYT GROUP N.V.
Maturity	04-2025
Contract size	100

## Market data

Bid (Bid size)	- EUR (-)
Ask (Ask size)	- EUR (-)
Open	45.3877 EUR
High	45.3877 EUR
Low	45.3877 EUR
Close (prev. day)	45.0628 EUR
Underlying	COLRUYT GROUP N.V.
Underlying price (date)	45.50 (24/07/17)
Settlement price (date)	45.39 (24/07/16)
Open Interest	0

## Performance and Risk

	6m	1y	3y
Perf (%)	-	-	-
Perf (abs.)	-	-	-
Beta	-	-	-
Volatility	-	-	-

## Futures and Options

Related Futures	-
Related Options	-












Information about previous performance does not guarantee future performance.  
Source: FactSet

## Price data

Ø price 5 days   Ø volume 5 days (pcs.)	45.3130 EUR (0)
Ø price 30 days   Ø volume 30 days (pcs.)	44.0402 EUR (0)
Ø price 100 days   Ø volume 100 days (pcs.)	42.8888 EUR (0)
Ø price 250 days   Ø volume 250 days (pcs.)	- EUR (-)
YTD High   date	- EUR (-)
YTD Low   date	- EUR (-)
52 Weeks High   date	- EUR (-)
52 Weeks Low   date	- EUR (-)

## Recent Research

on sector		on market	
Date		Headline	Download
2024/07/15		Aktienempfehlungen Global	
2024/07/12		Global Equity Ratings	
2024/06/21		Equity Weekly	
2024/06/21		Global Equity Ratings	
2024/06/21		Aktienempfehlungen Global	